

## Aspire Mobile Shower Commodes – Range Updates!

In line with our goal of continuous product improvement, we are delighted to share some design changes that have been applied to many of the Stainless-Steel Aspire Mobile Shower Commodes.

### Product Improvements

#### 1. Improved Over Toilet Clearance

The integrated front hygiene trough now has a higher clearance height of 465mm (previously 415mm). This will suit a wider range of toilets in the market which have changed shape and height with modern designs.

#### 2. Customisable Seat Height

The seat height of Swing Away Footrest Commodes can now be easily customised by up to 100mm, achieving an ultra-low anterior/posterior seat height of down to 490/460mm (previously set at 590/560mm). The vertical frame shaft above each castor has been redesigned to facilitate cutting to the desired height. Castors are then re-attached to suit.

#### 3. Integrated Backrest Angle

8° of recline has been added to the backrest angle to improve patient comfort, previously 90° and now 98°.



#### 4. Angle Adjustable Backrest Recline

Some commodes now have a further 10° of backrest recline available via an adjustable backrest from 98° to 108° of recline.

| 1. Improved Over Toilet Clearance                                                   | 2. Customisable Seat Height                                                         | 4. Angle Adjustable Backrest                                                          |
|-------------------------------------------------------------------------------------|-------------------------------------------------------------------------------------|---------------------------------------------------------------------------------------|
|  |  |  |

#### 5. Open Back Straps

All Stainless Steel commodes now utilise multiple horizontal back straps instead of the single wide strap – this improves bathing access.

| NEW                                                                                 | OLD                                                                                   |
|-------------------------------------------------------------------------------------|---------------------------------------------------------------------------------------|
|  |  |

## Summary of Improvements vs Aspire Shower Commodes Range:

| Item      | Description                           | Improvements                                               |                             |                                                 |                                                |                       |
|-----------|---------------------------------------|------------------------------------------------------------|-----------------------------|-------------------------------------------------|------------------------------------------------|-----------------------|
|           |                                       | 1. Over toilet clearance<br>465mm<br>(previously<br>415mm) | 2. Customise<br>Seat Height | 3. Backrest<br>Angle 98°<br>(previously<br>90°) | 4. Adjustable<br>Backrest Angle<br>98° to 108° | 5. Backrest<br>straps |
| BTC066000 | WB 460mm Att. Prop – S/Steel 200kg    | Yes                                                        | No change                   | Yes                                             | No change                                      | Yes                   |
| BTC066200 | WB 460mm Self Prop – S/Steel 200kg    | Yes                                                        | No change                   | Yes                                             | No change                                      | Yes                   |
| BTC065900 | SA 460mm Att. Prop – S/Steel 200kg    | Yes                                                        | Yes                         | Yes                                             | Yes                                            | Yes                   |
| BTC066100 | SA 460mm Self Prop – S/Steel 200kg    | Yes                                                        | Yes                         | Yes                                             | Yes                                            | Yes                   |
| BTC066050 | WB 530mm Att. Prop – S/Steel 200kg    | Yes                                                        | No change                   | Yes                                             | No change                                      | Yes                   |
| BTC066055 | WB 530mm Self Prop – S/Steel 200kg    | Yes                                                        | No change                   | Yes                                             | No change                                      | Yes                   |
| BTC066060 | SA 530mm Att. Prop – S/Steel 200kg    | Yes                                                        | Yes                         | Yes                                             | Yes                                            | Yes                   |
| BTC066065 | SA 530mm Self Prop – S/Steel 200kg    | Yes                                                        | Yes                         | Yes                                             | Yes                                            | Yes                   |
| BTC061400 | WB 600mm Att. Prop – S/Steel 400kg    | No change                                                  | No change                   | No change                                       | No change                                      | Yes                   |
| BTC061300 | SA 600mm Att. Prop – S/Steel 200kg    | Yes                                                        | Yes                         | Yes                                             | Yes                                            | Yes                   |
| BTC061305 | SA 600mm Self Prop – S/Steel 200kg    | Yes                                                        | Yes                         | Yes                                             | Yes                                            | Yes                   |
| BTC066030 | TIS 460mm Att. Prop – S/Steel 250kg   | No change                                                  | Existing                    | Existing                                        | Existing                                       | Existing              |
| BTC066040 | TIS 530mm Att. Prop – S/Steel 250kg   | No change                                                  | Existing                    | Existing                                        | Existing                                       | Existing              |
| BTC061200 | BARI 790mm Att. Prop – PC Steel 350kg | No change                                                  | No change                   | No change                                       | No change                                      | No change             |
| BTC068010 | SA 440mm Att. Prop – Alum 136kg       | No change                                                  | Existing                    | No change                                       | No change                                      | No change             |
| BTC068020 | SA 440mm Self Prop – Alum 136kg       | No change                                                  | Existing                    | No change                                       | No change                                      | No change             |


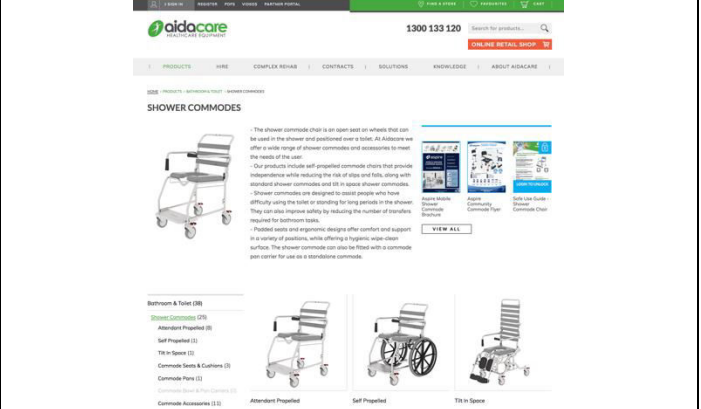
## New Accessories

### Lateral / Thoracic Supports

We now have universal lateral or thoracic supports that can be used on all commodes with horizontal backrest strapping. Each support pad has a bracket that is affixed to any of the backrest straps at the desired height, width or position.



**Marketing**

| NEW Aspire Mobile Shower Commode Range Brochure                                                                                                                                                                                                                                                                                                                                                                              | Aidacare Website                                                                                                                                                                                                                                                                                                                                                                                                                                                                                                                                                                                                                                                                                                                     |
|------------------------------------------------------------------------------------------------------------------------------------------------------------------------------------------------------------------------------------------------------------------------------------------------------------------------------------------------------------------------------------------------------------------------------|--------------------------------------------------------------------------------------------------------------------------------------------------------------------------------------------------------------------------------------------------------------------------------------------------------------------------------------------------------------------------------------------------------------------------------------------------------------------------------------------------------------------------------------------------------------------------------------------------------------------------------------------------------------------------------------------------------------------------------------|
|  <p>The brochure features the Aspire logo and the text 'aspire for... Comfort Support Protection'. It highlights 'NEW FEATURES' such as 'Ergonomic Over-seat Clearance', 'Height Adjustable Restraint', and 'Customizable 360° Lock Seat'. The contact information 'www.aspirecare.com.au' and '1300 133 120' is provided at the bottom.</p> |  <p>The website screenshot shows the 'SHOWER COMMODES' product page. It includes a navigation menu, a search bar with the phone number '1300 133 120', and a list of products with images and descriptions. The main content area features a large image of a shower commode chair and a list of product categories: 'Bathroom &amp; Toilet (26)', 'Shower Commode CPN (1)', 'Attendant Propelled (8)', 'Self Propelled (1)', 'Tilt in Space (1)', 'Commode Seats &amp; Cushions (3)', 'Commode Pans (1)', 'Commode Seats (1)', 'Attendant Propelled (1)', 'Self Propelled (1)', and 'Tilt in Space (1)'. A 'VIEW ALL' button is also visible.</p> |