

200 FLOOR LIFTER

The 200 Floor Lifter delivers uncompromising reliability for demanding healthcare environments. This steel-constructed workhorse combines intelligent monitoring capabilities with ergonomic design and quick-release mechanisms, ensuring optimal patient-care outcomes while maximising caregiver efficiency and operational compliance.



Manual and Powered Pivot Frame Upgrades

Integrated hoist system with rotating frame and clip sling help to reduce carer effort.

Manual: LSS390670
Powered: LSS390665



5 YEAR WARRANTY
Frame

3 YEAR WARRANTY
Electronics

1 YEAR WARRANTY
Battery, Handset, and Cables





Intelligent Diagnostics

State of the art Linak Jumbo Care control system. Tracks usage and service requirements for safety and compliance.




Quick-release Yoke Attachment

One-touch release and attach mechanism, designed for the busy caregiver. Padded yoke for added patient safety.



Ergonomic Handles

Provide multiple grip points to suit carers of different heights and strengths.



Smart Handset

The latest slimline technology from Linak fits neatly in the hand with an intuitive control panel. Battery and service indicator lights assist with service scheduling.




Powered Leg Function

Opens and closes the legs for lifting stability or accessibility.



Safety

Critical features include emergency stop button, emergency lowering, and anti-entrapment technology, with both patient and caregiver safety at heart.



TENTE Castors

2 x 75mm front castors for maximum under bed clearance and accessibility.

2 x 100mm rear-locking castors for safety and manoeuvrability.



Build Quality

Strong powder-coated aluminium frame with industry leading Linak electronics, Tente castors and warranty provision.

ACCESSORIES



In-line Weigh Scale

Clear LCD display with a 320kg SWL.

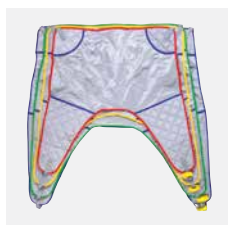
Product Code: LSS390680



Integrated Weigh Scale

Simple LCD screen paired with easy-to-clean padding, and a 200kg SWL.

Product Code: LSS390675



Sling Compatibility

Compatible with a range of Aspire slings.



See our Sling Fitting and Safe Use Guide for full details

Code	Frame Material	Lifting Range	Under Bed Clearance	Turning Diameter	Base Length	External Base Width	Internal Base Width	Overall Height	Lifter Weight	SWL
LSS390620	Steel	520 - 1720	110	1398	1320	665 - 1120	580 - 1040	1935	40kg	200kg

All measurements are in millimetres unless otherwise specified