


A150F FOLDING FLOOR LIFTER

The A150F is a lightweight and portable folding patient lifter engineered to support both healthcare professionals and care recipients. It features a rapid-folding frame for streamlined transport and compact storage, alongside a robust powder-coated aluminium structure ensuring long-term durability.



Folds for Transport and Storage

Folds quickly and conveniently for storage or transport in the boot of the car.



5 YEAR WARRANTY
Frame

3 YEAR WARRANTY
Electronics

1 YEAR WARRANTY
Battery, Handset, and Cables





Offset Leg Design

Provides additional accessibility around chairs and furniture in the home.




Build Quality

Strong powder-coated aluminium frame with industry leading Linak electronics, Tente castors, and warranty provision.



Intelligent Diagnostics

State of the art Linak Jumbo Care control system. Tracks usage and service requirements for safety and compliance.




Quick-release Yoke Attachment

One-touch release and attach mechanism, designed for the busy caregiver. Padded yoke for added patient safety.




Leg Function

Simple foot operation to open or close legs for lifting stability or accessibility.



Smart Handset

The latest slimline technology from Linak fits neatly in the hand with an intuitive control panel. Battery and service indicator lights assist with service scheduling.



TENTE Castors

2 x 75mm front castors for maximum under bed clearance and accessibility.
2 x 100mm rear-locking castors for safety and manoeuvrability.



Safety

Emergency stop button, emergency lowering and anti-entrapment technology, with both patient and caregiver safety at heart.

ACCESSORIES



In-line Weigh Scale

Clear LCD display with a 320kg SWL.

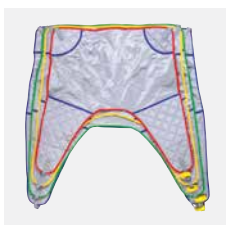
Product Code: LSS390680



Integrated Weigh Scale

Simple LCD screen paired with easy-to-clean padding, and a 200kg SWL.

Product Code: LSS390675



Sling Compatibility

Compatible with a range of Aspire slings.



See our Sling Fitting and Safe Use Guide for full details

Code	Frame Material	Lifting Range	Under Bed Clearance	Turning Diameter	Base Length	External Base Width	Internal Base Width	Overall Height	Lifter Weight	SWL
LSS390600	Aluminium	428 - 1640	133	1365	660	660 - 1040	580 - 950	1873	32.9kg	150kg

All measurements are in millimetres unless otherwise specified