



LIFESTYLE COMMUNITY BEDS

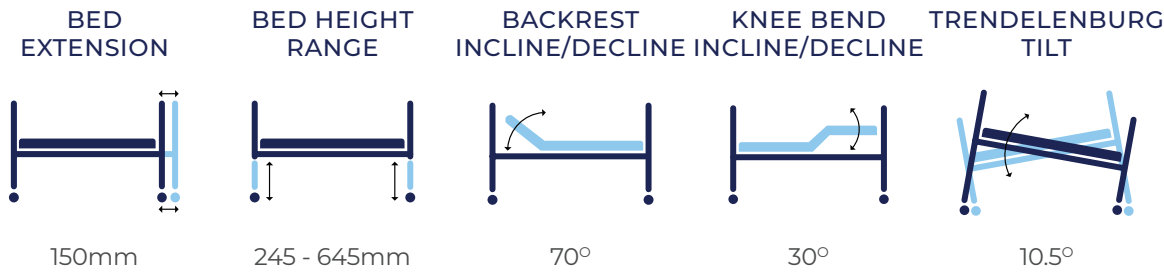
Adjustable and stylish homeware beds with a modern look suited to the homeware environment.



LIFESTYLE COMMUNITY BED

The Aspire Lifestyle Community Bed range has been designed to seamlessly blend into contemporary Homecare environments.

- Available in Single & King Single sizes
- Tool free folding and unfolding feature
- Electronics remain in place during assembly/disassembly, folding and transportation
- Easy handling and movement on castors with transport brackets included
- Built to withstand the rigors of regular transportation & assembly



**STYLISH TIMBER
END SHROUDS**
Sophisticated timber
panelling to suit the
homecare environment.
Optional Accessory
Single [BEA029850](#)
King Single [BEA029855](#)



FOLDING SIDE RAILS
3/4 length fold down side
rails ensure user safety and
fold conveniently out of the
way as desired.
Optional Accessory
[BEA016586](#)



**DURABLE LAMINATE
SIDE RAILS**
Sleek timber panelled side
rails with multiple positioning
heights can be lowered out of
the way as desired.
Optional Accessory
Side Rails Full Length [BEA029863](#)
Side Rails Extension Kit [BEA029864](#)



**LEADING QUALITY FRAME &
ELECTRONICS**
Strong durable steel frame
with Linak electronics and
handset allows for market
leading warranty provision.



FOUR TOTAL-LOCK CASTORS
Safely locate the bed and
prevent castor roll and
directional rotation.



HIGHLY ADJUSTABLE
Four electric profiling
functions to suit all comfort
and positioning needs.



TRANSPORTABLE DESIGN
Tool free with no requirement
to remove electronics during
assembly and set-up, ensuring
quick and easy readiness upon
delivery or for transportation
and storage.
*Bed comes pre-assembled in the
upright transport configuration
shown, including transport
brackets. Simply wheel the bed
from the carton.*

BEB046030 **Single**
BEB046040 **King Single**



*Pictured with optional bed end
shrouds and full length side rails*

OTHER OPTIONAL ACCESSORIES



Clamp On Bed Rail
[BEA829105](#)



Self Help Pole
[BEA016596](#)



IV Pole
[BEA016592](#)

MAXI LIFESTYLE COMMUNITY BED

The Aspire Maxi Lifestyle Community Bed is a stylish, convenient and economical solution for users weighing up to 350kg.

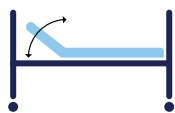
- Unique power assisted electric folding and opening feature
- Safe moving and handling for carers, staff and distributors
- Highly maneuverable
- Small storage footprint
- Easy transportation
- Holistic solution for bariatric care

BED HEIGHT RANGE



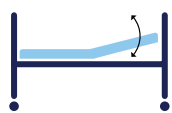
330 - 730mm

BACKREST INCLINE/DECLINE




70°

LEG RAISE INCLINE/DECLINE



30°

TRENDELENBURG TILT



10°



STYLISH TIMBER BED ENDS
Offer a simple solution for cleaning and infection control.



REMOVABLE FOLDING SIDE RAILS
Durable design to handle the rigors of equipment rental pools.

Optional Accessory
BEA016586



SUPER-KING SIZE MATTRESS PLATFORM
Reduces falls risk and moving and handling complexity.

Compatible with the Aspire BARI 10 alternating turning mattress offering a high care rental package at a market leading price.



AUTO-REGRESSION IN THE BACKREST
Reduces skin shear forces and removes a significant cause of patient slippage. This reduces the need for care staff to reposition oversized patients.



LEADING QUALITY FRAME & ELECTRONICS
Linak electronics offer market leading reliability and performance.



HIGHLY ADJUSTABLE
Four electric profiling functions to suit all comfort and positioning needs.

RAPID ELECTRIC FOLDING
Single button press electrical folding mechanism requires no lifting and improves workplace health & safety outcomes for delivery staff and maintenance teams.

LARGE 120MM CASTORS
Improve ease of movement during transportation and storage.

OTHER OPTIONAL ACCESSORIES



Clamp On Bed Rail
BEA829105



Maxi Self Help Pole
BEA016598




IV Pole
BEA016592

BEB046020 **MAXI Super King**



SPECIFICATIONS



Size	Single	King Single	MAXI Super King
Code	BEB046030	BEB046040	BEB046020
Height Range	245 - 645mm		330 - 730mm
Overall Length	2220 - 2370mm		2290mm
Overall Width	995mm	1155mm	1360mm
Recommended Mattress Size (L x W x H)	2000 x 900 x 150mm	2030 x 1050 x 150mm	2060 x 1150 x 200mm
Folded Dimensions (L x W x H)	405 x 995 x 1165mm	405 x 1155 x 1165mm	415 x 1360 x 1270mm
Backrest Incline	70°		73°
Knee Bend	30°		30°
Maximum Patient Weight	180kg		350kg
SWL	220kg		385kg
Product Weight	75.5kg	83kg	155kg
Compliances	ARTG AUST R ARTG 239178, IEC60601-2.52:2010		ARTG AUST R ARTG 239178, IEC60601-2.52:2010


3 YEAR WARRANTY
Frame

2 YEAR WARRANTY
Electronics

1 YEAR WARRANTY
Handset

FOR HOMECARE OR RENTAL USE

Aspire Lifestyle Community Beds can be dressed up with bed end shrouds and side rails for the homecare environment or be provided as standard for the rental market.



SLEEP SURFACES

OUR RANGES


LIFECOMFORT®Foam Mattresses

All **LIFECOMFORT®** Mattresses are fitted with superior, hospital-grade polyurethane coated covers designed to withstand the rigors of usage and cleaning requirements in Home Care, Aged Care and up to Acute Care environments. Multiple foam layering combinations provide maximum comfort, support and pressure redistribution across a wide range of user shapes and sizes.


HYBRID®& ACTIVE AIR®Dynamic Alternating Air Mattresses

Aspire alternating air mattresses are designed to offer comfort and support for patients at high risk of pressure sores.


FOR THE **LIFESTYLE COMMUNITY SINGLE AND KING SINGLE BEDS**




Lifecomfort Standard
BEM046410 - Single
BEM046460 - King Single




Lifecomfort Deluxe
BEM046510 - Single
BEM046455 - King Single




Lifecomfort Pressure Reducing
BEM046610 - Single
BEM046660 - King Single



Lifecomfort Premier Care
BEM046725 - Single
BEM046730 - King Single



Hybrid Comfort
PTM638005 - Single
PTM638006 - King Single



Active Air 8
PTM639300 - Single
PTM639310 - King Single

FOR THE **MAXI LIFESTYLE COMMUNITY BED**



Lifecomfort Maxi Lifestyle
BEM046710 - Super King



Active Air BARI 10
PTM639520 - Super King



ASSOCIATED **ASPIRE** PRODUCTS



Alternating Air Mattresses



Lifecomfort Foam Mattresses



Overbed Tables



Bedside Cabinets