



# OVERBED TABLES

Designed to accommodate items within easy arm's reach from a bed or chair



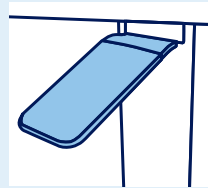
# OVERBED TABLES

Aspire Overbed Tables are designed to conveniently accommodate meals, drinks, reading materials, tablet devices and other items within easy arm's reach from a bed or chair.

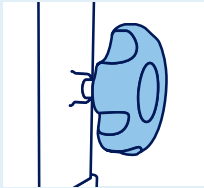
Adjustable in height and with locking castors, the robust steel frame and reinforced base mount provide a very stable and secure tabletop.

Customisable options and bespoke finishes are available to meet your interior design aspirations.

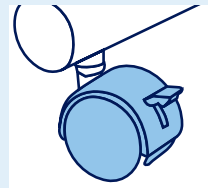
The range includes a tilt top model with a wider base, designed to fit around most lift recline chairs.



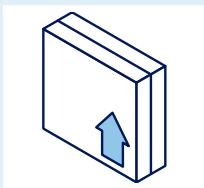
**HEIGHT ADJUSTMENT LEVERS**  
Smooth height adjustment is easily accessible to users and carers.



**HEIGHT ADJUSTMENT LOCK**  
When fastened, will lock the height and prevent adjustment by users.



**TWO LOCKING CASTORS**  
The table position can be secured to prevent it rolling away in use.



**FLAT PACK CARTON DESIGN**  
For freight and storage efficiency and protection.

**1 YEAR WARRANTY**

Overbed Tables are registered in the ARTG, AUST R ARTG 242920

DVA Contracted

AS / NZS Approved

## LAMINATE FLAT TOP



Gunmetal Grey Frame with Milano Walnut Top

- Lightweight mobile table positions overbed or chair
- Can be used for eating, drawing or other activities
- Flat top ideal for hospital, facility or home use
- Full height adjustable with a fixing knob for additional security
- Powder coated mild steel frame construction
- C base shape fitted with four castors enables close positioning to the bedside or chair
- Cream standard laminate top with vinyl wrap around the edge, or thermoform cream top which is heat resistant
- Available in White & Beech Laminate coloured tops

### STANDARD SWATCH OPTIONS:

	White Laminate & Beige Frame
	Beech Laminate & Beige Frame
	White Laminate & Gunmetal Grey Frame
	Sublime Teak & Gunmetal Grey Frame
	Milano Walnut & Gunmetal Grey Frame

## CUSTOMISABLE OPTIONS

We offer custom colour combinations of our laminate table tops and frames outside of the standard options. Enquire today to create the look you desire.

## BESPOKE TABLETOPS

We also make bespoke tabletops to order! Please call us to discuss material, colour, finish, size, shape, or even printing options.

## THERMOFORM RECESSED TOP



- Lightweight mobile table positions overbed or chair
- Can be used for eating, drawing or other activities
- Flat top ideal for hospital or home use
- Fully height adjustable
- Powder coated mild steel frame construction



### THERMOFORMED SURFACE

An impermeable surface layer continues over and down the vertical edges so it is easily wiped clean.

## SPLIT TILT TOP



- Top can be tilted and fixed in position to suit the user, while the smaller surface remains horizontal to hold drinks or other items.
- Wide base model fits around most lift recliners and chairs
- Locking tilt mechanism eliminates surface movement in all positions
- Spring loaded locking handle ensures perfect alignment and alleviates wobble of tabletop



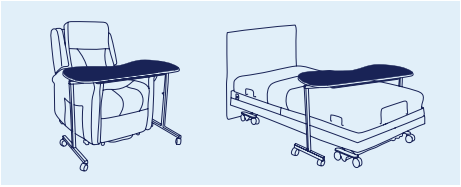
### THERMOFORMED SURFACE

An impermeable surface layer continues over and down the vertical edges so it is easily wiped clean.

## OVER CHAIR TABLE



- Curved table top allows users to comfortably rest their arms whilst providing additional support to those with reduced upright sitting strength
- Height adjustment fit in with varying chair and bed heights
- Designed to accommodate recliners, chairs and beds up to 1120mm wide
- Raised safety trims keeps items within arm's reach and prevents them from sliding off
- Durable laminate table top and powder coated frame for fuss-free clean up and usage
- Large table top accommodates food trays, personal items and provides a stable writing surface
- Locking castors for improved stability and effortless flexibility





# SPECIFICATIONS

Code	Description	Height Range	Tabletop Length	Tabletop Width	Internal. Base Width	Tilt Section Width	Fixed Section Width
BEA006700	Overbed Table – Beige Frame – AC White Top	730 – 1095 mm	430 mm	800 mm	670 mm	-	-
BEA006701	Overbed Table – Beige Frame – Beech Top	730 – 1095 mm	430 mm	800 mm	670 mm	-	-
BEA006705	Overbed Table – Gunmetal Grey Frame – Laminate Top – Sublime Teak	730 – 1095 mm	430 mm	800 mm	670 mm	-	-
BEA006706	Overbed Table – Gunmetal Grey Frame – Laminate Top – Milano Walnut	730 – 1095 mm	430 mm	800 mm	670 mm	-	-
BEA006707	Overbed Table – Gunmetal Grey Frame – Laminate Top – White	730 – 1095 mm	430 mm	800 mm	670 mm	-	-
BEA006685	Overbed Table Frame – Gunmetal Grey	730 – 1095 mm	-	-	670 mm	-	-
BEA006690	Overbed Table Frame – Beige	730 – 1095 mm	-	-	670 mm	-	-
BEA006695	Overbed Tabletop – Sublime Teak	-	430 mm	800 mm	-	-	-
BEA006696	Overbed Tabletop – Milano Walnut	-	430 mm	800 mm	-	-	-
BEA006694	Overbed Tabletop – Beech	-	430 mm	800 mm	-	-	-
BEA006693	Overbed Tabletop – AC White	-	430 mm	800 mm	-	-	-
BEA006691	Overbed Tabletop – Recessed Cream	-	430 mm	800 mm	-	-	-
BEA028110	Overbed Table Recessed Tilt – Beige Frame – Cream Top	780-1140 mm	430 mm	800 mm	800 mm	600 mm	200 mm
BEA028000	Overbed Table Recessed – Beige Frame – Cream Top	730 – 1095 mm	430 mm	800 mm	670 mm	-	-
BEA028150	Overbed Chair Table – Beech Laminate	710 – 910 mm	1000 – 1200 mm	505 mm	-	-	-

## ASSOCIATED PRODUCTS



### BEDROOM ACCESSORIES

We offer a range of accessories to assist with movement and comfort in the bedroom

Shown Aspire Bed Cradle  
BEA014605



### LIFT RECLINE CHAIRS

Luxury Aspire recliner range has four, dual and single motor functions.

Shown Aspire Raphael Quattro  
Powerlift Recline Chair  
Sizes S–XL Available