



HOSPITAL CATALOGUE





National Coverage

Our highly qualified equipment specialists and expert sales teams are available to tailor the best solutions for your facility, staff and patients. To get in touch with your nearest sales representative, visit aidacare.com.au or call **1300 133 120**.

Contents

01	Hospital Beds	2
02	Bedroom Furniture and Seating	7
03	Support Surfaces	16
04	Patient Trolleys	24
05	Patient Hygiene	29
06	Patient Transport and Mobility	39
07	Pressure Relief Chairs	49
08	Sanitisers and Macerators	59
09	Maternity	67
10	Patient Handling: Mobile	70
11	Patient Handling: Ceiling Systems	88
12	Movement and Therapy	93
13	Falls Prevention	98
14	Trolleys and Carts	105
15	Treatment Chairs	119
16	Examination Couches and Equipment	121
17	Workstations on Wheels	127
18	Electronic Medication Management	132
19	Hospital Mortuary and Funeral Home	138
20	Bariatric	145



Hospital Beds

Aidacare's hospital beds cater to the specific needs of a busy ward environment. With patient health and comfort in mind, our hospital beds offer an economical and versatile solution for all types of hospitals and medical facilities. High-quality, durable components and robust construction mean these hospital beds are designed to last.

Features include electronic controls, a backup battery, and a myriad of positioning options to reduce manual handling and enhance patient comfort. With the addition of a hospital-grade mattress, these hospital beds are suited for general patient care, rehabilitation, or patients with high-risk care needs.

Choose from a range of hospital beds for sale, including medical beds, hi-lo positioning beds, ward beds and ICU beds.

ARIA ICU Bed

The ARIA ICU bed is designed with patient and care staff welfare in mind. It offers integrated features to ease care staff burden whilst creating a comfortable and effective patient support surface.



Incentro System

Combined back and pelvic adjustment nullifies horizontal sheer forces; prevents slipping; and keeps the body at a 30° angle, optimal for ventilation.

Alarms

Orange Light indicates an unsafe platform height (and green means it is safe) for transport.

Once connected to power, an alarm sound alerts the nursing staff if the bed remains 'Un-Braked'.

OPTIONAL ACCESSORIES



Self Help Pole
(BEA825090)




Telescopic IV Pole
(BEA825090)



Folding Monitor Tray
(BEA825094)



Oxygen Bottle
Holder (BEA825092)



Bed Lengthener
200mm of extension to
cater for taller patients



Optional X-Ray Tray
For x-ray procedures



Storage Tray
Easy access drawer with
magnetic close



BIOCOTE®
Antibacterial frame
coating for improved
infection control



- 1 YEAR WARRANTY**
Handset
- 3 YEARS WARRANTY**
Electronics
- 10 YEARS WARRANTY**
Frame

- **Incentro System:** Combined back and pelvic adjustment nullifies horizontal sheer forces and lowers the risk of pressure injury
- **Transport Indicator:** Orange light indicates an unsafe mattress platform height (and green means it is safe) for transport
- **Brake Indicator:** Once connected to power, an alarm will alert nursing staff if the bed remains 'Un-Braked'
- **Lateral tilting** patient surface programmable for individual patient needs between +/-18°
- **Radio transparent** patient surface for fluoroscopic examinations and x-rays
- **Intuitive control panels** embedded within the gas-assisted folding sides provide fast and effective positioning of the patient support surface
- **Integrated weigh scale** for constant monitoring of weight for a patients general wellbeing or when a standard scale is unable to be used
- **DeltaDrive** powered wheel allows easier movement of bed by care staff with intuitive operation from the head end of the bed

Code	BEB050160
Overall Width	990mm
Overall Length	2200 - 2500mm
Overall Height	460 - 820mm
Backrest Angle	0° - 63°
Knee Break Angle	0° - 30°
Leg Section	-16° - +16° (as against the horizontal)
Trendelenburg +/-	17° / -17°
Castor Size	150mm
Product Weight	185kg
SWL	300kg

Delta Ward Bed

A new generation of beds developed according to the needs of healthcare professionals, with an idea in mind: if the bed allows the operators to work at their best, the patient's well-being follows naturally.



Incentro System

Combined back and pelvic adjustment nullifies horizontal shear forces; prevents slipping; and keeps the body at a 30° angle, optimal for ventilation.

Alarms

Orange Light indicates an unsafe platform height (and green means it is safe for transport).

Once connected to power, an alarm sound alerts the nursing staff if the bed remains 'Un-Braked'.

OPTIONAL ACCESSORIES

- Self Help Pole (BEA825090)
- Telescopic IV Pole (BEA825090)
- Folding Monitor Tray (BEA825094)
- Oxygen Bottle Holder (BEA825092)



Bed Lengthener
200mm of extension to cater for taller patients



Optional X-Ray Tray
For x-ray procedures



Optional Delta Drive
To assist with bed movement



BIOCOTE®
Antibacterial frame coating for improved infection control



- 1 YEAR WARRANTY Handset
- 3 YEARS WARRANTY Electronics
- 10 YEARS WARRANTY Frame

- Incentro System:** Combined back and pelvic adjustment nullifies horizontal shear forces and lowers the risk of pressure injury
- Transport Indicator:** Orange light indicates an unsafe platform height (green means safe) for transport
- Brake Indicator:** Once connected to power, an alarm sound will alert the nursing staff if the bed remains 'Un-Braked'
- Safe exit control** moves the mattress platform to the minimum height and lifts the backrest to facilitate the patient getting up from the bed
- Safety sides** with electric controls allow full autonomy of movement to the patient
- Removable headboard/footboard for emergency operations
- Electric foot pedals and electric adjustable footrest
- Storage tray** for blankets and nurse control panel
- X-ray compatible** bed platform

ARTG - 357377

Botero Bariatric Ward Bed

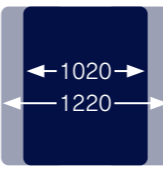


The specific bariatric design focus offers width and length adjustable deck to manage changing needs in both ward and respite environments.



OPTIONAL ACCESSORIES

- Static Mattress with Extension Bolster (BEM050200)
- Self Help Pole (BEA825100)
- Telescopic IV Pole (BEA825101)
- Catheter Bag Holder (BEA825103)
- Accessory Bag Holder (BEA825104)
- Oxygen Bottle Holder (BEA825105)



Integrated Bed Width Extension
Tool free extension for changing needs



Integrated Bed Length Extension
180mm of extension to cater for taller patients



Wired Attendant Control Panel
Single touch functions for speed and simplicity



BIOCOTE®
Antibacterial frame coating for improved infection control



- 1 YEAR WARRANTY Handset
- 3 YEARS WARRANTY Electronics
- 10 YEARS WARRANTY Frame

- Backrest Autoregression** reduces compression of the thoracic and abdominal areas as the backrest is raised and alleviates shear and pressure
- Attendant control panel** with intuitive pre-programmed single touch functions for speed and simplicity
- Width extension** to 100mm and 200mm for platform and headboards
- Central locking 150mm Tente castors with integrated directional lock
- Full Trendelenburg functionality
- Low height of 380mm
- Folding side rails
- Removable width adjustable head and foot panels
- Compatible with all leading bed movers

Code	BEB050200
Overall Width	1020 - 1220mm
Overall Length	2260 - 2440mm
Overall Height	380 - 850mm
Patient Surface Width	1020 - 1220mm
Patient Surface Length	2000 - 2180mm
Backrest Angle	0° - 70°
Knee Bend Angle	0° - 30°
Trendelenburg	-17° / 17°
Castor Size	150mm
SWL	400kg

ARTG - 294876

FL250 Floorline Acute Bed



Our most popular Floorline bed has the ability to be converted for hospital/ acute use with key elements such as removable bed ends, moulded plastic components for improved infection control, and full CPR functionality.



Handset
Intuitive backlit handset with CPR function



- Aidacare FL250 Beds are designed and manufactured in compliance with International Medical Device Safety standard IEC60601-1, IEC60601-2-52. All electronics are designed for use in Acute Care environments and comply with relevant Electrical Safety Standards
- SmartDescent** automatically slows descent speed allowing possible impingements to be identified and moved
- Auto-regression** in backrest and knee break for shear-force reduction
- Chair Positioning** improves pressure management and respiration and more comfortable dining and sitting
- Moulded Plastic Bed Ends** are easily removed for improved response times
- Underbed lighting** provides enhanced night navigation for falls prevention
- Mattress retainers** located at sides and foot end (extendable)
- Foot activated In-line brakes are colour coded for enhanced usability
- Control panel** - convenient mobile nurse control panel with CPR functionality for efficient care delivery
- CPR Position** within 10 seconds using the electronic CPR function on handset or nurse control panel

Falls Solution

- Sleeping low is an effective way to reduce the risk of falls related injuries
- Seated bed positioning assists with ingress and egress, again reducing falls

Conversion Kit

Conversion Kit improves the functionality of the bed.

The kit contains:

- Handset with CPR
- Nurse Control Panel with CPR
- Bed End
- Brackets
- Moulded Plastic Bed Ends

OPTIONAL ACCESSORIES



Folding Assist Bar (BEB046520)



Folding Side Rail (BEB046525)



IV Pole (BEB046530)



Self Help Pole (BEB046540)



- 1 YEAR WARRANTY Handset
- 3 YEARS WARRANTY Electronics
- 10 YEARS WARRANTY Frame

Codes	BEB046100 - Single	BEB046150 - King Single
Conversion Kit	BEB046235	BEB046235
Overall Width	900mm	1060mm
Patient Surface	2000 x 900mm	2000 x 1060mm
Patient Surface Height Range	110 - 740mm	
Length Extension	100 / 200mm	
Backrest Range	0 - 60°	
Knee Bend Range	0 - 35°	
Mattress Platform	4 Sections	
CPR Activation	Within 10 seconds	
Castors	8 x Twin 75mm	
Product Weight	105kg	115kg
SWL	250kg	



Scan to browse our Bedroom Furniture & Seating products online or visit aidacare.com.au to see our full range of products and services

Bedroom Furniture and Seating

We offer bedroom furniture and accessories to create a welcoming and functional space for residents and their visitors. For those experiencing mobility challenges, proper seating and support are essential to feeling comfortable and staying free from pain.

From height adjustable chairs to those designed to relieve pressure, our selection of bedroom furniture and seating can provide comfort and support for a range of needs. We also offer an excellent assortment of medical lounge chairs for use in waiting rooms and reception areas.



Comfy Sleeper Chair-Bed



Completely flat sleep surface to maximise rest and relaxation

SWL 150kg

2 YEARS WARRANTY

ARTG - 306075

- Transforms from a snug lounge chair into a supportive sleeping surface
- For loved ones who wish to stay close to their hospitalised family members
- Completely flat sleeping surface to maximise rest and relaxation, ensuring a comfortable stay for the user
- Antimicrobial foam and medical-grade silicone vinyl
- With an intuitive single-hand activation
- Quickly assembled and disassembled without the need for tools, making it user-friendly and convenient
- Recessed locking castors for easy positioning and accessibility to enhance user experience

COLOUR OPTIONS

Beige Vinyl

Navy Vinyl

Code	CHP198808 - Beige CHP198809 - Navy
Seat Width	740mm
Seat Depth	610mm
Seat Height	610mm
Overall Width	970mm
Extended Length	2155mm
Overall Height	940mm
Product Weight	62.2kg
SWL	150kg

Classic Lowback Day Chair



SWL 160kg

1 YEAR WARRANTY

ARTG - 467629

- Contoured backrest for postural support
- Softly padded armrests
- Height adjustable legs via push button
- Easy clean vinyl surfaces
- Non-slip tips improve stability
- Powder coated steel frame

COLOUR OPTIONS

Champagne Vinyl

Slate Vinyl

OPTIONAL ACCESSORIES

Adjustable Padded Legrest
Champagne Vinyl (CHP208080)
Slate Vinyl (CHP208085)

Height adjustable

Code	CHP208000 - Champagne CHP208005 - Slate
Seat Width	460mm
Seat Depth	440mm
Seat Height	430 - 605mm
Overall Width	580mm
Overall Depth	600mm
Overall Height	865 - 1015mm
Backrest Height	440mm
Product Weight	9kg
SWL	160kg

Classic Highback Day Chair



COLOUR OPTIONS

Champagne Vinyl

Slate Vinyl

OPTIONAL ACCESSORIES

Adjustable Padded Legrest
Champagne Vinyl (CHP208080)
Slate Vinyl (CHP208085)

Transport Legs with Wheels
(CHP208090)

- Contoured backrest for postural support
- Softly padded armrests
- Height adjustable legs via push button
- Non-slip tips improve stability
- Easy clean vinyl surfaces
- Powder coated steel frame
- Compatible with transport legs with wheels (CHP208090)

Contoured Backrest

Height adjustable

Code	CHP208050 - Champagne CHP208055 - Slate
Seat Width	490mm
Seat Depth	490mm
Seat Height	425 - 610mm
Overall Width	645mm
Overall Depth	600mm
Overall Height	1155 - 1315mm
Backrest Height	720mm
Product Weight	16kg
SWL	160kg

ARTG - 467629



1 YEAR WARRANTY

SWL 160kg

Adjustable Highback Day Chair



COLOUR OPTIONS

Latte Vinyl

Ink Vinyl

- Width adjustable by up to 100mm
- Push handle and transport wheels
- Depth adjustable seat by up to 100mm
- Height adjustable legs
- Powder coated steel frame
- Includes transport legs with wheels

Contoured Backrest

Height, width, and depth adjustable

Push handle and transport wheels

Code	CHP208025 - Latte CHP208030 - Ink
Seat Width	510 - 610mm
Seat Depth	420 - 620mm
Seat Height	410 - 530mm
Overall Width	575 - 675mm
Overall Depth	760 - 860mm
Overall Height	1070 - 1220mm
Backrest Height	740 - 790mm
Product Weight	26kg
SWL	160kg

ARTG - 467629



1 YEAR WARRANTY

SWL 160kg

Pressure Reducing Adjustable Highback Day Chair



SWL 160kg
1 YEAR WARRANTY

ARTG - 467629

- High quality Australian memory foam provides a comfortable and supportive surface, improving user comfort and pressure redistribution
- Careflex™ PU 4-Way stretch fabric
- Unique width adjustable frames
- Height adjustable legs via push buttons and non-slip tips improve sitting position and stability
- Height adjustable and removable headrest pillow
- Maximised Immersion
- Contoured backrest
- Includes transport legs with wheels

COLOUR OPTIONS



Code	CHP208035 - Ink
Seat Width	510 - 610mm
Seat Depth	410 - 530mm
Seat Height	475 - 590mm
Overall Width	575 - 675mm
Overall Depth	760 - 860mm
Overall Height	1070 - 1220mm
Backrest Height	740 - 790mm
Product Weight	26kg
SWL	160kg

MAXI Adjustable Highback Day Chair



SWL 310kg
1 YEAR WARRANTY

ARTG - 467629

- Easy to clean vinyl upholstery and powder coated steel frame for improved infection control
- Push handle and transport wheels for ease of relocation
- Adjustable seat height, width and depth to suit a broad range of users
- Contoured seat and height adjustable backrest
- Includes transport legs with wheels

COLOUR OPTIONS



Code	CHP208010 - Burgundy
Seat Width	600 - 810mm
Seat Depth	390 - 530mm
Seat Height	370 - 520mm
Overall Width	785 - 985mm
Overall Depth	670mm
Overall Height	1120 - 1440mm
Backrest Height	740mm
Product Weight	45kg
SWL	310kg



Height, width, and depth adjustable

Waterfall Highback Day Chair




SWL 160kg
1 YEAR WARRANTY

ARTG - 467629

- Waterfall backrest provides comfort and support
- Removable cushion sections
- Padded seat and armrests
- Powder coated steel frame
- Non-slip tips provide stability
- Height adjustable
- Sturdy design - high safe working load yet lightweight for easy manoeuvrability
- Compatible with Transport Legs with Wheels (CHP208090)

COLOUR OPTIONS



Code	CHP208071 - Latte CHP208070 - Ink CHP208076 - Oatmeal CHP208075 - Mocha
Seat Width	535mm
Seat Depth	490mm
Seat Height	420 - 580mm
Overall Width	720mm
Overall Depth	720mm
Overall Height	1045 - 1200mm
Backrest Height	685mm
Product Weight	16.5kg
SWL	160kg



Height adjustable

Classic Bedside Commode



COLOUR OPTIONS



Code	BEC045005 - Champagne BEC045006 - Slate
Seat Width	450mm
Seat Depth	440mm
Seat Height	475 - 615mm
Overall Width	560mm
Overall Depth	600mm
Overall Height	900 - 1040mm
Backrest Height	450mm
Product Weight	5.5kg
SWL	125kg

ARTG - 467646

- Allows for toileting in the bedroom for users unable to travel between the bedroom and bathroom
- Raised padded armrests
- Toilet seat to floor height: 475 - 600mm
- Easy clean vinyl surfaces
- Height adjustable
- Removable, padded seat
- Non-slip rubber tips



Removable bowl with lid and carry handle



1 YEAR WARRANTY

SWL 125kg

Deluxe Bedside Commode



COLOUR OPTIONS



Code	BEC045115 - Champagne BEC045116 - Slate
Seat Width	460mm
Seat Depth	450mm
Seat Height	410 - 565mm
Overall Width	600mm
Overall Depth	600mm
Overall Height	865 - 1015mm
Backrest Height	440mm
Product Weight	12kg
SWL	160kg

ARTG - 467646

- Allows for toileting in the bedroom
- Easy clean vinyl surfaces
- Removable bowl with lid and carry handle
- Toilet seat to floor height: 435 - 585mm
- Height adjustable
- Raised padded armrests
- Fold away, padded seat
- Non-slip tips



Removable bowl with lid and carry handle




1 YEAR WARRANTY

SWL 160kg

MAXI Adjustable Bedside Commode



COLOUR OPTIONS



Code	BEC045125
Seat Width	575 - 775mm
Seat Depth	475mm
Seat Height	500 - 680mm
Overall Width	715 - 915mm
Overall Depth	645mm
Overall Height	890 - 1015mm
Backrest Height	400mm
Product Weight	12.5kg
SWL	310kg

ARTG - 467646

- Super heavy duty with adjustable width
- Reinforced corrosion resistant aluminium frame for bariatric users
- Raised armrests
- Padded backrest
- Durable non-slip feet
- Stainless steel washer for durability
- Soft padded flip up seat
- Height adjustable legs with easy circlip adjustment points



Soft padded flip up seat



1 YEAR WARRANTY

SWL 310kg

Anaesthetic & Saddle Stool



- Comfortable, gas assisted height adjustable stool with padded vinyl seat for use in the workplace
 - Adjustable height: 490mm - 630mm
 - Cushion diameter: 350mm
 - Foam thickness: 60mm
- Premium anaesthetic stool has an additional foot ring



Standard Anaesthetic Stool Model

SWL 160kg

3 YEARS WARRANTY

Code	WAT803200 - Anaesthetic Stool	WAT803100 - Anaesthetic Stool w/ Foot Ring	WAT803500 - Saddle Stool
Overall Height	490 - 630mm	490 - 630mm	490 - 630mm

Transport Legs with Wheels



Code	Description
CHP208090	Transport Legs with Wheels - Aspire High Back, BC2 Waterfall & Adjustable Day Chairs

ARTG - 467629

Footrest



Code	Description
CHP208080	Footrest - Champagne Vinyl
CHP208085	Footrest - Slate Vinyl

ARTG - 467629

Overbed Table Recessed Top



- Thermoform table top
- Recessed top to prevent spills
- Quick height adjustment lever
- Height fixing knob
- 2x Locking castors

COLOUR OPTIONS

Beige Frame, Recessed Cream Top

Code	BEA028000
Tabletop Width	800mm
Tabletop Length	430mm
Height Range	730 - 1095mm
Internal Base Width	670mm



1 YEAR WARRANTY

ARTG - 242920

Overbed Table Split Tilt Top



COLOUR OPTIONS

Beige Frame, Recessed Cream Top

Code	BEA828110
Total Tabletop Width	800mm
Tilt Section Width	600mm
Fixed Section Width	200mm
Tabletop Length	430mm
Height Range	780 - 1140mm
Internal Base Width	800mm

ARTG - 242920

- Thermoform split top tilt
- Recessed top to present spills
- Wider C base to suit most lift recline chairs
- Quick height adjustment lever
- Height fixing knob



1 YEAR WARRANTY



Overbed Table Laminate & Custom



TABLE TOP

Milano Walnut

Beech

Sublime Teak

AC White

Recessed Cream

FRAME

Gunmetal Grey

Beige

- Stable and secure table top to conveniently accommodate meals, drinks, reading materials, tablet devices, and other items within easy arms reach from a bed or chair
- Height adjustment lever is easily accessible to users and carers
- Height fixing knob will lock the height and prevent adjustment
- Two locking castors for securing table position by the carer to prevent rolling



Table Top Code	BEA006696 - Milano Walnut
	BEA006694 - Beech
	BEA006695 - Sublime Teak
	BEA006693 - AC White
	BEA006691 - Recessed Cream
Frame Code	BEA006685 - Gunmetal Grey
	BEA006690 - Beige
Tabletop Width	800mm
Tabletop Length	430mm
Height Range	730 - 1095mm
Internal Base Width	670mm

ARTG - 242920

STANDARD OPTIONS

- Option 1 (Shown):**
Beige Frame, White Top (BEA006700)

Option 2:
Beige Frame, Beech Top (BEA006701)

Option 3:
Gunmetal Grey Frame, Sublime Teak Top (BEA006705)
- Option 4:**
Gunmetal Grey Frame, Milano Walnut Top (BEA006706)

Option 5:
Gunmetal Grey Frame, White Top (BEA006707)

1 YEAR WARRANTY



Overbed Table Malvestio Delta4 Ward Bed



COLOUR OPTIONS

Recessed Cream Top

Code	BEA028200
Tabletop Width	900mm
Tabletop Length	430mm
Height Range	780 - 1095mm

ARTG - 242920

- Designed to fit under Malvestio Delta4 ward bed with DeltaDrive wheel (BEB050150)
- Australian made frame with recessed top
- 5x 50mm castors for better manoeuvrability and stability



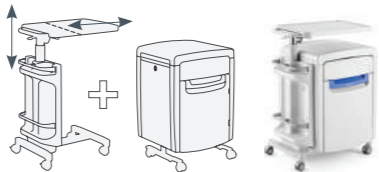
1 YEAR WARRANTY



Overbed Table



- Lightweight height adjustable overbed table with two locking castors
- Extendable tray surface ensures
- Smooth height adjustment is easily accessible to users and carers
- Tray removes for easy cleaning and management of dishes
- Extendable tray offers compatibility with integrated drive systems, maintaining full patient access to the table-top
- Nesting base allows combining with the Malvestio Bedside Cabinet (BEA827165), reducing overall floor space when not in use

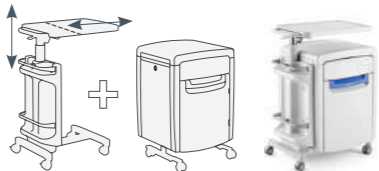


Code	BEA827170
Width	630mm
Depth	410mm
Height	880 - 1150mm

Bedside Cabinet Dual



- Dual-fronted bedside cabinet, ample storage for personal belongings
- Raised edges on the top surface for fluid retention, preventing spills
- Pull out towel rail
- Nesting base design allows it to be combined with the height adjustable Malvestio Overbed Table (BEA827170), reducing overall floor space when not in use



Code	BEA827165
Width	500mm
Depth	480mm
Height	770mm

Bed Cradle Height Adjustable



- Designed to keep bed linen off sensitive areas of lower leg or feet by creating clearance between bed linen and the mattress
- Lower frame slides underneath mattress, securing cradle to bed, while upper frame is positioned horizontally over the lower limbs
- Bedding is placed over the frame to remove any weight or pressure
- Height adjustable powder coated mild steel frame

Code	BEA014610
Width	370mm
Height	440 - 640mm
Depth	700mm
Product Weight	2.6kg

1 YEAR WARRANTY


ARTG - 290769

Bedside Cabinets & Storage

- Available in two different surface finishes – laminate and compact
- Laminate finish designed to match modern room decor
- Compact surface is highly durable and robust, catering to acute environments
- Easy to clean for improved infection control
- Four castors for easy positioning and accessibility
- Aluminium corner uprights minimise wear over time (compact models)
- Colour contrasting, easy to see handles
- Soft closing drawer runners

Custom Finishes

Laminate finish can be designed to match modern room decor



Hutch attachment available



1. Austin Bedside Cabinet



Hutch attachment available



2. Belinda Bedside Cabinet



Hutch attachment available



3. Chelsea Bedside Cabinet



Hutch attachment available



4. Derik Bedside Cabinet



5. Austin Wardrobe



6. Belinda Wardrobe

	Code	Product	Overall Width	Overall Depth	Overall Height
1	BEA826300	Austin Bedside Cabinet	465mm	450mm	810mm
	BEA826305 with Hutch		465mm	450mm	1020mm
2	BEA826310	Belinda Bedside Cabinet	465mm	450mm	810mm
	BEA826315 with Hutch		465mm	450mm	1020mm
3	BEA826320	Chelsea Bedside Cabinet	465mm	450mm	810mm
	BEA826330 with Hutch		465mm	450mm	1020mm
4	BEA826340	Derik Bedside Cabinet	465mm	450mm	810mm
	BEA826350 with Hutch		465mm	450mm	1020mm
5	BEA826530 Standard	Austin Wardrobe	605mm	570mm	1800mm
	BEA826520 Slim		465mm	570mm	1800mm
6	BEA826540	Belinda Wardrobe	655mm	570mm	1800mm

*Images shown are for illustrative purposes only and may vary from custom options available.



Support Surfaces

The Aspire **LIFECOMFORT®**, **HYBRID**, and **ACTIVE AIR®** mattresses have set the benchmark in sleep surface quality and performance in Australia.

They are fitted with superior hospital grade polyurethane coated covers designed to withstand the rigors of usage and cleaning requirements in all environments up to the most stringent hospital infection control.

Multiple available combinations of foam or alternating air layers provide maximum comfort, support, and pressure redistribution across a very wide spectrum of user sizes, shapes, and pressure care needs.

LIFECOMFORT® FOAM & HYBRID MATTRESSES

SUB-ACUTE AND HOSPITAL FOCUSED PRESSURE REDISTRIBUTION



LIFECOMFORT® MATTRESSES cater to a broad spectrum of Pressure Care risk ratings from low to high.

Engineered to suit the broad patient weight requirements and pressure care needs of acute care environments. Reinforced hinged sidewalls assist transfer efficiency and accentuate the sleep surface edge. Layered sleep surface maximises pressure redistribution and immersion for patient comfort and improved sleep quality.

STANDARD INCLUSION

- Durable hospital grade foam that is treated for antimicrobial and antibacterial properties.
- Breathable, 4-way stretch waterproof cover to reduce shear, friction and maintain skin microclimate
- Medical grade waterfall covers are fully-welded over the zipper to maximise infection control
- Asset management ready with unique batch and serial numbers printed on all covers

CLINICAL BENEFITS



STANDARD FEATURES




LIFE CYCLE & COMPLIANCE

- **Warranty:** 5 years Foam | 5 years Cover
- **Machine Washable Covers:** Up to 95°
- **Safe Working Load Verified:** AS/NZ 2282
- **Durability + Performance:** ISO 3385
- **Flame Retardant Foam + Covers:** AS/NZ 4088.1 Cribbs 5.
- **TGA:** Lifecomfort® Mattresses are registered in the ARTG, AUST R ARTG 288486

CUSTOMISATION

- **Unique User Needs:**
Palliative, unusual body shapes, zoning needs, ROHO® inserts or specific mattress sizes
- **Facility Asset Management:**
Customised labelling for institutional orders

Acute Care Mattress



APPLICATIONS

- Hospital
- Age Care
- Home Care
- Palliative Care



5 YEARS WARRANTY
Cover

5 YEARS WARRANTY
Foam

ARTG - 288486



- Ultra-soft Heel Protection Zone improves pressure relief for vulnerable points
- By gently tapering the heel area, pressure is redistributed effectively onto the less vulnerable calf area
- The sidewall assists with patient transfers as well as creates roll resistance at the sleep surface edge

FOAM LAYERS

- Immersive Castellated Surface 50mm**
Castellated cells offer greater airflow and transitional support
- Comfort Layer 50mm**
Visco-elastic comfort and envelopment
- Safety & Support Base 50mm**
Strong U-shaped base for maximum durability and support
- Integrated Side Walls**
Strong rigid side layers for transfer efficiency and safety

Code	BEM046615 - Single	BEM046616 - King Single
Overall Width	880mm	1050mm
Overall Length	1980mm	2030mm
Overall Height	150mm	150mm
Effective Weight Range	50 - 250kg	

Bariatric Mattress



APPLICATIONS

- Hospital
- Home Care
- Palliative Care
- Bariatric Care
- Age Care



5 YEARS WARRANTY
Cover

5 YEARS WARRANTY
Foam

ARTG - 288486



- Four layer foam design caters to the needs of bariatric users
- Multi-stretch cover with welded seams, reinforced waterfall flaps and water resistant zippers for stringent infection control
- Side handles for easy mattress movement
- Strong high density base and side walls improve patient transfer efficiency

FOAM LAYERS

- Immersive Surface 25mm**
Immersive visco-elastic
- Comfort Layer 50mm**
Boosts visco layer efficiency under higher weight loads
- Support Layer 75mm**
High resilience foam for diverse user weight and distribution
- Safety & Support Base 50mm**
Strong base support for maximum durability
- Integrated Side Walls**
Strong rigid side layers for transfer efficiency and safety

Code	BEM046700
Overall Width	1050mm
Overall Length	2030mm
Overall Height	200mm
Effective Weight Range	50 - 300kg

Premier Care Acute Mattress



- MEMair BREEZE™ upper for enhanced pressure relief, superior breathability and body temperature regulation
- The triple layering with castellated cells, closely contour to the user's body for optimal pressure redistribution and comfort
- Up to 8x more breathable than conventional memory foams

FOAM LAYERS

- Immersive Surface 50mm**
Immersive visco-elastic
- Castellated Dual Comfort Layer 50mm**
Castellated cells for greater airflow and transitional support
- Safety & Support Layer 50mm**
Strong base support for maximum durability
- Integrated Side Walls**
Strong rigid side layers for transfer efficiency and safety

Code	BEM046735 - Single	BEM046740 - King Single
Overall Width	900mm	1050mm
Overall Length	2000mm	2030mm
Overall Height	150mm	150mm
Effective Weight Range	30 - 250kg	

ARTG - 288486



APPLICATIONS

- Hospital
- Home Care
- Palliative Care
- Respite Care
- Age Care



5 YEARS WARRANTY
Cover

5 YEARS WARRANTY
Foam



EFFECTIVE WEIGHT RANGE:
30-250KG

Hybrid Comfort



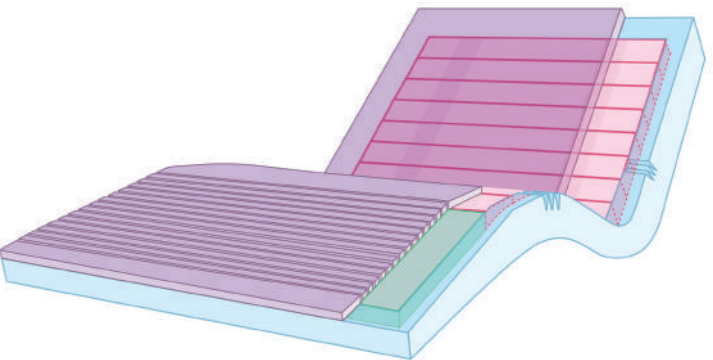
- Hybrid mattress system with foam and air cell combination
- Flexible operation as an immersive foam static support surface or a powered-up alternating pressure support surface
- Visco-elastic (memory foam) top layer for warmth and comfort
- Heal taper with castellated memory foam for pressure injury protection
- Engineered for patient comfort, foam layering effectively supports patient weight from:
 - 30 - 230kg (Single & King Single)
 - 30 - 380kg (Bariatric)

OPTIONAL ACCESSORIES



Code	PTM638005 - Single	PTM638006 - King Single	PTM638007 - BARI
Overall Width	895mm	1050mm	1050mm
Overall Length	1980mm	1980mm	1980mm
Overall Height	170mm	170mm	170mm
Effective Weight Range	30 - 230kg	30 - 230kg	30 - 380kg
Digital Pump	PTM638030		PTM638032

ARTG - 291660



APPLICATIONS

- Hospital
- Age Care
- Community
- Non-ambulant Patients
- Ambulant Patients



5 YEARS WARRANTY
Cover

5 YEARS WARRANTY
Foam

2 YEARS WARRANTY
Pump



EFFECTIVE WEIGHT RANGE:
30-230KG
30-380KG

ACTIVE AIR® MATTRESSES

Pressure Injury prevention and management play a significant part in the overall care of residents and patients in aged and acute care settings. The Active Air® range of alternating mattresses has been designed in accordance with the principles of international guidelines around pressure care. These guidelines clarify the key risk factors in Pressure Injury development. The Active Air® range is a suitable solution for At-Risk to High-Risk users in all clinical environments.

Pressure Injury Prevention

PRESSURE & REPERFUSION

The Active Air® range alternates in a 1-in-2 pattern so that 50% of body weight is relieved of pressure. This 'pressure on / pressure off' cycle encourages reperfusion and facilitates pressure reduction.



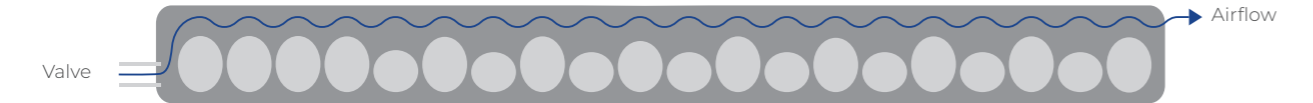
MOISTURE / MICROCLIMATE

The Active Air® BARI 10 (PTM639510) has air cells which directly release air to promote a cool and dry microclimate. Other Active Air® mattresses encourage air flow through the alternating cycle by drawing and pushing air directly into the mattress as the cells inflate and deflate, helping to ventilate and reduce skin heat and moisture.

The **multi-stretch vapour permeable covers** assist in microclimate management. The high Moisture Vapour Transfer Rate (MVTR) promotes air flow and breathability for optimal skin conditions.

SHEAR FORCE REDUCTION

The Active Air® multi-stretch permeable covers move with the user, reducing friction and shear, whilst the vapour permeability promotes skin integrity and optimises skin microclimate.



1. European Pressure Ulcer Advisory Panel, National Pressure Injury Advisory Panel and Pan Pacific Pressure Injury Alliance. Prevention and Treatment of Pressure Ulcers/Injuries: Clinical Practice Guideline. The International Guideline. Emily Haesler (Ed.). EPUAP/NPIAP/PPPIA; 2019.

OTHER FEATURES

Cell-In-Cell Technology

The alternating air cells contain an internal 'safety cell', which remains fully inflated to protect against 'bottoming out', increasing patient safety and greater surface stability.

AutoStay Band

Active Air® overlays and mattresses feature the AutoStay retention band, which holds cells in place for maximum therapeutic effect.



Active Air® 4 Mattress Overlay



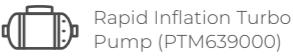
- The Active Air® 4 features COMFORT CONTROL adjustable pressure, allowing caregivers to adjust the pressure to suit the users needs
 - An ideal solution for Home Care or Facility environments for users considered to be at risk of pressure injury
 - Breathable multi-stretch cover with welded seams and zip protection
 - Variable cycle times: 10, 15 or 20 minutes
 - Integrated cable management so cables are not damaged
 - Simple, easy to use semi-digital pump
 - Patented cable lock protection to prevent cable disconnection
- Overlays are used in conjunction with a foam mattress



Code	PTM639100 - Single
Overall Width	850mm
Overall Length	2000mm
Overall Height	100mm
Number of Cells	19 (incl 3x static head cells)
Effective Weight Range	30 - 135kg
Pump	Digital

ARTG - 293518

OPTIONAL ACCESSORIES



2 YEARS WARRANTY Pump

2 YEARS WARRANTY Replacement

INFECTION CONTROL

EFFECTIVE WEIGHT RANGE: 30-135KG

Active Air® 5 Mattress Overlay



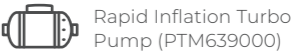
- The Active Air® 5 provides an effective solution for higher weight users considered to be at risk of pressure injury
 - The Active Air 5 is suitable for use in a wide range of care settings from home care to long term care
 - **Auto Detect:** Based on the user's detected weight, the pump adjusts output for optimal care
 - **Intelligent Static Mode:** The system automatically reverts to an alternating cycle (after 30 minutes) in the event that static transfer mode is left on
 - Breathable multi-stretch cover with welded seams and waterfall zip protection
 - Variable cycle times: 10, 15 or 20 mins
 - Integrated cable management so cables are not damaged
 - Patented cable lock protection to prevent cable disconnection
- Overlays are used in conjunction with a foam mattress



Code	PTM639200 - Single	PTM639210 - King Single
Overall Width	850mm	1050mm
Overall Length	2000mm	2000mm
Overall Height	130mm	130mm
Number of Cells	16 (incl 3x static head cells)	16 (incl 3x static head cells)
Effective Weight Range	30 - 175kg	
Pump	Digital	Digital

ARTG - 293518

OPTIONAL ACCESSORIES



2 YEARS WARRANTY Pump

2 YEARS WARRANTY Replacement

INFECTION CONTROL

EFFECTIVE WEIGHT RANGE: 30-175KG

Ultimate 8 Mattress Replacement



- A cost effective mattress replacement solution
- Rapid release CPR allows quick deflation of the mattress, including head cells, in emergencies
- Easy-to-read LCD screen
- Improves workplace safety via integrated power cord management in the mattress cover
- Provides a whisper-quiet sleep environment using an innovative pump to reduce noise and vibration
- 11 minute cycle time
- Improves sleep comfort by passing room temperature air beneath the sleep surface to regulate body temperature
- Prevents fluid and bacterial ingress with welded seams and zip protection
- Multi-stretch cover reduces shear and offers a high moisture vapour transfer rate (MVTR) to control skin microclimate
- Mattress cover can be laundered at up to 85°

Code	PTM639320 - Single	PTM639330 - King Single
Overall Width	900mm	1050mm
Overall Length	2000mm	2000mm
Overall Height	200mm	200mm
Number of Cells	20	20
Effective Weight Range	30 - 180kg	
Pump	Digital	Digital

EFFECTIVE WEIGHT RANGE:
30-180KG

2 YEARS WARRANTY
Pump

2 YEARS WARRANTY
Replacement

ARTG - 293518

Active Air® 8 Mattress Replacement



- The Active Air® 8 is a dynamic mattress replacement suitable for users at very high risk of pressure injury
- **AutoDetect:** Pressure output automatically set based on the user's weight and size
- **AutoProtect:** Air pressure automatically increases to prevent bottoming out when bed head raised to 45°+
- **Continuous Low Pressure (CLP):** Increases user immersion and envelopment
- Choice of 10, 15, 20, 25 or 30 minute cycle times
- **Cell-in-cell technology** is a static safety cell layer which maintains full inflation throughout all cycles to prevent bottoming out risk
- Breathable multi-stretch cover with welded seams and zip protection
- Integrated cable management

Code	PTM639300 - Single	PTM639310 - King Single
Overall Width	900mm	1050mm
Overall Length	2000mm	2000mm
Overall Height	200mm	200mm
Number of Cells	20 (incl 3x static head cells)	20 (incl 3x static head cells)
Effective Weight Range	30 - 200kg	
Pump	Digital	Digital

OPTIONAL ACCESSORIES

Rapid Inflation Turbo Pump (PTM639000)

EFFECTIVE WEIGHT RANGE:
30-200KG

2 YEARS WARRANTY
Pump

2 YEARS WARRANTY
Replacement

ARTG - 293518

Active Air® Acute 8 with turnassist



- A dynamic mattress replacement suitable for users at very high risk of pressure injury. Featuring easy to operate lateral air cells to assist with patient turning, the Active Air® 8 Acute provides the highest levels of care into acute and long term care environments
- **TurnAssist** valves located on the side of the mattress engage integrated lateral air cells to tilt the mattress surface by an angle of up to 30°. This improves bed washing, changing of linen and clothing, positioning of manual handling slings/sheets and targeted relief of asymmetric/laterally located pressure areas. Drastically improves WHS outcomes for care workers by minimising manual handling
- **Auto Detect:** Based on the user's detected weight, the pump adjusts output for optimal care
- **Cell-in-cell technology** is a static safety cell layer which maintains full inflation throughout all cycles to prevent bottoming out risk

Code	PTM639400T - Single	PTM639410T - King Single
Overall Width	900mm	1050mm
Overall Length	2000mm	2000mm
Overall Height	200mm	200mm
Number of Cells	24 (incl 3x static head cells)	24 (incl 3x static head cells)
Effective Weight Range	30 - 250kg	
Pump	Digital	Digital

ARTG - 293518

OPTIONAL ACCESSORIES

Rapid Inflation Turbo Pump (PTM639000)

EFFECTIVE WEIGHT RANGE:
30-250KG

2 YEARS WARRANTY
Pump

2 YEARS WARRANTY
Replacement

Active Air® BARI 10



- **Turning Cycle:** With the ability to turn a patient, ensures safe patient transfer and lateral movement
- **AutoDetect:** Pressure output automatically set based on the user's weight and size
- 1 in 2, 3 or 4 alternating air cycles for acute level therapy for maximum pressure redistribution and wound management
- **AutoProtect:** Air pressure automatically increases to prevent bottoming out when bed head raised to 45°+
- **Continuous Low Pressure (CLP):** Increases user immersion and envelopment
- Static safety cell layer maintains full inflation throughout cycle to prevent bottoming out risk
- **Pressure Care Outcomes:** Intelligent cell design maximises duration of pressure reduction in alternation cycle

Code	PTM639500 - Single	PTM639510 - King Single	PTM639520 - Super King Single
Overall Width	900mm	1070mm	1230mm
Overall Length	2000mm	2000mm	2000mm
Overall Height	270mm	270mm	270mm
Number of Cells	20	20	20
Effective Weight Range	30 - 450kg		
Pump	Digital	Digital	Digital

ARTG - 293518

EFFECTIVE WEIGHT RANGE:
30-450KG

2 YEARS WARRANTY
Pump

2 YEARS WARRANTY
Replacement



Patient Trolleys

Aidacare’s range of patient trolleys are designed to make transporting patients quick and easy.

Our medical patient trolleys are ideal for hospitals. They can be used to transfer patients between rooms and wards, in and out of surgical suites, and more. All of our patient transport trolleys feature a durable construction that allows them to withstand the daily rigours of hospital use. Our selection features high-quality options from reputable brands.

They are also designed for optimal comfort, safety and hygiene. As well as making transfers gentler on patients, our trolleys can reduce the risk of strain and injury to staff caused by manual handling.

ONEday Electric Hospital Patient Trolley



A versatile, fully electric patient trolley that combines bed functionality with stretcher mobility, featuring electric adjustments, enhanced steering, patient comfort features, and advanced infection control.

OPTIONAL ACCESSORIES

- Static Mattress with Extension Bolster (BEM050300)
- IV Pole (TSE674130)
- Oxygen Bottle Holder (TSE674110)
- Folding Monitor Tray (TSE674120)
- Corded Hand Control (TSE674115)



BIOCOTE®
Antibacterial frame coating for improved infection control



Electric Trendelenburg and Reverse-Trendelenburg functions

SWL
260kg

2 YEARS WARRANTY

Code	TSE674100
Overall Width	890mm
Overall Length	1990 - 2170mm
Overall Height	400 - 830mm
Patient Surface Width	710mm
Patient Surface Length	1880 - 2060mm
Backrest Angle	0° - 70°
Knee Bend Angle	0° - 30°
Trendelenburg	-17° - 17°
Castor Size	200mm
SWL	260kg

- 4-section fully electric patient trolley with reduced footprint for easier access
- Fifth central wheel improves steering and reduces manual handling burden
- The 260kg SWL and inbuilt leg extension facilitate changing patient and clinical needs
- Hand control flexible arm for patient independence and comfort, hand control option available on request
- Battery backup for use during power outages
- Audible alarm system sounds when mains power is lost and when brakes are unlocked
- Quick Release CPR for backrest and knee break ensures the trolley is always emergency-ready
- Frame is finished with Biocote®, an antibacterial coating for improved infection control

Vela Stretcher

The Vela hydraulic stretcher range is designed to make patient care easier and more efficient for hospital staff. It offers flexible positioning, X-ray compatibility, and smooth steering for easier transfers and procedures. Built-in features like oxygen bottle holders and drainage hooks save time, while its design ensures safety and comfort for patients.



X-Ray Ready

Imaging compatible patient surface, compatible with C-Arms



XL Model Available

Wider support surface caters to larger patients and creates dual operability as a day bed



BIOCOTE®

Antibacterial frame coating for improved infection control

- **Four-section mattress platform:** Provides versatile positioning options to accommodate various patient needs in ward environments
- **No-Gap side rails:** Side rails fold seamlessly beneath the platform, minimising gaps during patient transfers and enhancing safety
- **Ergonomic steering:** Features a mechanical fifth wheel or an integrated electric drive system that provides effortless maneuverability
- **Full-length radiolucency:** The entire length of the patient surface is X-Ray compatible and C-Arm ready, facilitating efficient diagnostic procedures
- **Accessible CPR lever:** A rapid-release CPR lever is accessible from all angles at the head end, enabling swift emergency response
- **Trendelenburg:** Forward and reverse tilt to 18 degrees
- **Integrated accessory holders:** includes holders for oxygen bottles, drainage hooks, IV poles, and universal connection bars to streamline patient care

SWL 320kg

2 YEARS WARRANTY

Code	TSE674500 - 700mm with 5th Wheel	TSE674600 - 850mm with 5th Wheel
With Drive Wheel (pictured)	TSE674510 - 700mm with Drive Wheel	TSE674610 - 850mm with Drive Wheel
Overall Width	890mm	
Overall Length	2120mm	
Overall Height	560 - 880mm	
Patient Surface Width	700mm	
Patient Surface Length	1950mm	
Backrest Angle	0° - 90°	
Knee Bend Angle	0° - 30°	
Trendelenburg	-18° - 18°	
Castor Size	200mm	
SWL	320kg	

Shower Trolley



The Aspire Electric Shower Trolley facilitates ergonomic showering for both caregivers and patients. Its soft patient surface and electric positioning enhance comfort and safety. Constructed from stainless steel, it maximizes durability and supports a high safe working load, accommodating a wide range of patient needs.

OPTIONAL ACCESSORIES



Hanging Basket (BEM050300)



Shower Head Holder (TSE674130)



Extended Length Liner (BTS148120)



Adjustable Siderails

Featuring two fixed positions and lowers for gap-free transfers



Platform Extension

Offers the option to fit a longer padded liner for taller users



Removable Battery

Easy swap overs allow for spare battery charging and constant uptime

1 YEARS WARRANTY Components

3 YEARS WARRANTY Electronics

5 YEAR WARRANTY Frame



SWL 200kg

Code	BTS148112
Overall Width	820mm
Overall Length	2005 - 2205mm
Overall Height	720 - 1180mm
Patient Surface Width	600
Patient Surface Length	1855 - 2055mm
Patient Surface Height	460 - 900mm
Backrest Angle	15°
Tilt	3°
Castor Size	125mm
Max. Patient Weight	180kg
Product Weight	95kg
SWL	200kg (Patient & Water)

- Designed to enhance both patient comfort and caregiver efficiency
- Features electric back support and assisted water drainage for easy cleaning and positioning
- Durable blow-moulded siderails with patient grab areas for added stability
- Single-hand operation of siderails for convenience
- Siderails feature two fixed positions and a swing-away option for easy transfers
- Ergonomically spaced siderails for caregiver access
- 200mm deck extension for added flexibility
- Soft-feel shower liner for patient comfort
- Twin wheel castors for effortless movement
- Electric Hi-Lo operation with adjustable platform height (460mm - 920mm)
- Compatible with patient lifters for versatile use

4H400E Electric Shower Trolley



- Epoxy powder coated frame to allow easy access for carers
- Stainless Steel and P.V.C top frame with a padded, vinyl mattress included
- Electric tilt 8°, Electric Trendelenburg Tilt, Electric high-low operation of 600mm - 1000mm
- 125mm total lock castors for manoeuvrability and stability
- Plug-in rechargeable battery pack
- Ergonomic push handle
- Wall corner buffer discs

Code	BTS147100 - Standard	BTS147124 - Short
Overall Width	730mm	730mm
Overall Length	1890mm	1500mm
Overall Height	600 - 1000mm	
SWL	150kg	150kg



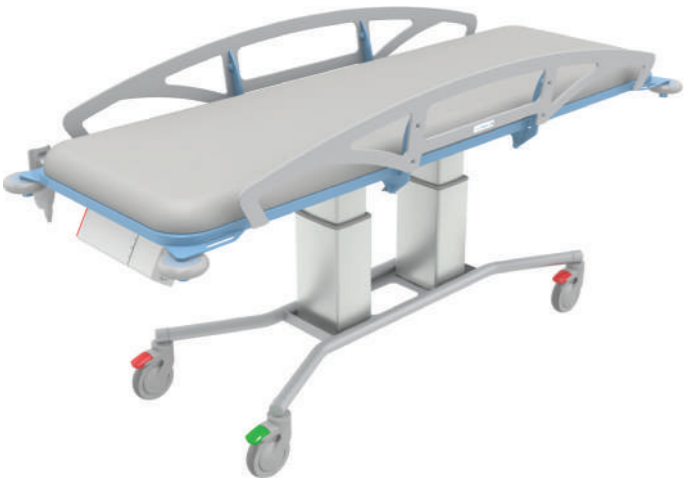
2 YEARS WARRANTY
Components

5 YEAR WARRANTY
Frame

Code	BTS147122 - Extra Long	BTS147126 - Wide	BTS147128 - Wide Long
Overall Width	730mm	900mm	900mm
Overall Length	2000mm	1890mm	2000mm
Overall Height	600 - 1000mm		
SWL	200kg	200kg	200kg

ARTG - 470366

Electric Mobile Change Table



- Epoxy powder coated frame
- Stainless Steel top frame with padded, heavy duty vinyl top
- Electric high-low operation of 600mm - 1000mm
- Removable rechargeable battery pack
- Strap rail and wall corner buffer discs
- 125mm total lock castors for manoeuvrability and stability

OPTIONAL

Side Rail (One Side)
(BTS147150)

Waist Strap
(BTS147170)

Chest Strap
(BTS147160)

*Pictured with optional Side Rails



2 YEARS WARRANTY
Components

5 YEAR WARRANTY
Frame

Code	BTS147140 - Standard	BTS147142 - Short	BTS147144 - Wide
Overall Width	730mm	730mm	900mm
Overall Length	1890mm	1560mm	1890mm
Overall Height	600 - 1000mm	600 - 1000mm	600 - 1000mm
Platform Width	610mm	610mm	710mm
Platform Length	1830mm	1500mm	1830mm
SWL	180kg	180kg	180kg

ARTG - 229005



Scan to browse our Patient Hygiene products online or visit aidacare.com.au to see our full range of products and services

Patient Hygiene

Maintaining good patient hygiene is not only essential for recovery and to avoid infection, it also helps to maintain patient dignity and comfort.

Many bathroom tasks, such as using the toilet and showering, can be challenging for unwell, injured, or mobility-impaired patients. It can also be strenuous and potentially dangerous for the staff who need to assist them.

At Aidacare, we provide a range of patient hygiene aids that are ideal for hospitals and clinical facilities. Designed to provide support and assistance to both patients and carers, our aids can help ensure safety and comfort for both parties.

The Aidacare selection of patient hygiene aids includes shower chair and stools, shower commodes, shower trolleys, toileting aids, over toilet aids, and toilet surrounds.



Weight Bearing Platform Commode 460mm



SWL 200kg

5 YEARS WARRANTY Corrosion

1 YEAR WARRANTY Components

ARTG - 286695

- Easy-slide weight bearing platform footrest slides away for transfers
- 8° backrest angle
- Improved over toilet clearance
- Integrated access trough improves hygiene whilst maintaining toilet bowl clearance height of 465mm
- 4x TENTE total locking castors, brake access from all angles
- Safety arms prevent falls, swing out for transfers
- Open armrests style for a wider sitting surface, with a smaller base footprint for improved accessibility

OPTIONAL



Self propelled option:
Anti-tippers, 2x rear lockable self propelling wheels & brakes

Code	BTC066000 - Attendant Propelled	BTC066200 - Self Propelled
Seat Width	460mm	530mm
Overall Width	535mm	665mm
Overall Height	995mm	995mm
Anterior Seat	590mm	590mm
Posterior Seat	560mm	560mm
Armrest Height	225mm	225mm
Backrest Height	305mm	305mm
SWL	200kg	200kg

Swing Away Footrest Commode 530mm



OPTIONAL



Self propelled option:
Anti-tippers, 2x rear lockable self propelling wheels & brakes

Code	BTC066060 - Attendant Propelled	BTC066065 - Self Propelled
Seat Width	530mm	530mm
Overall Width	605mm	735mm
Overall Height	995mm	995mm
Anterior Seat	590mm	590mm
Posterior Seat	560mm	560mm
Armrest Height	225mm	225mm
Backrest Height	305mm	305mm
SWL	200kg	200kg

ARTG - 286695

- Height adjustable, swing away footrests
- Angle adjustable backrest from 8° to 18° for seating comfort
- Ultra low seat height of 590mm, can be customised to 490mm
- Improved over toilet clearance
- Integrated access trough improves hygiene whilst maintaining toilet bowl clearance height of 465mm
- 4x TENTE total locking castors, brake access from all angles
- Safety arms prevent falls, swing out for transfers
- Open armrests style for a wider sitting surface, with a smaller base footprint for improved accessibility



5 YEARS WARRANTY Corrosion

1 YEAR WARRANTY Components

SWL 200kg

Swing Away Legrest Commode 460mm



SWL 200kg

5 YEARS WARRANTY Corrosion

1 YEAR WARRANTY Components

ARTG - 286695

- Angle adjustable backrest from 8° to 18° for seating comfort
- Ultra low seat height of 590mm, can be customised to 490mm
- Improved over toilet clearance
- Integrated access trough improves hygiene whilst maintaining toilet bowl clearance height of 465mm
- 4x TENTE total locking castors, brake access from all angles
- Safety arms prevent falls, swing out for transfers
- Open armrests style for a wider sitting surface, with a smaller base footprint for improved accessibility

OPTIONAL



Self propelled option:
Anti-tippers, 2x rear lockable self propelling wheels & brakes

Code	BTC066500 - Attendant Propelled	BTC066100 - Self Propelled
Seat Width	460mm	460mm
Overall Width	535mm	665mm
Overall Height	895-995mm	895-995mm
Anterior Seat	590mm	590mm
Posterior Seat	560mm	560mm
Armrest Height	225mm	225mm
Backrest Height	305mm	305mm
SWL	200kg	200kg

Bariatric Weight Bearing Platform Commode 600mm



Code	BTC061400 - Attendant Propelled
Seat Width	600mm
Overall Width	725mm
Overall Height	995mm
Anterior Seat	590mm
Posterior Seat	560mm
Armrest Height	290mm
Backrest Height	300mm
SWL	400kg

ARTG - 286695

- Heavy duty reinforced wide frame can support bariatric users up to 400kg
- Easy-slide weight bearing platform footrest slides away for transfers
- 4x total locking stainless steel castors, brake access from all angles
- Height adjustable reinforced armrests offer drop flat positioning to assist with lateral slide transfers



5 YEARS WARRANTY Corrosion

1 YEAR WARRANTY Components

BARIATRIC

SWL 400kg

Weight Bearing Platform Commode 530mm



SWL 200kg

5 YEARS WARRANTY Corrosion

1 YEAR WARRANTY Components

ARTG - 286695

- Easy-slide weight bearing platform footrest slides away for transfers
- 8° backrest angle
- Improved over toilet clearance
- Integrated access trough improves hygiene whilst maintaining toilet bowl clearance height of 465mm
- 4x TENTE total locking castors, brake access from all angles
- Safety arms prevent falls, swing out for transfers
- Open armrests style for a wider sitting surface, with a smaller base footprint for improved accessibility

OPTIONAL



Self propelled option:
Anti-tippers, 2x rear lockable self propelling wheels & brakes

Code	BTC066050 - Attendant Propelled	BTC066055 - Self Propelled
Seat Width	530mm	530mm
Overall Width	605mm	735mm
Overall Height	995mm	995mm
Anterior Seat	590mm	590mm
Posterior Seat	560mm	560mm
Armrest Height	225mm	225mm
Backrest Height	305mm	305mm
SWL	200kg	200kg

Swing Away Footrest Commode 600mm



OPTIONAL



Self propelled option:
Anti-tippers, 2x rear lockable self propelling wheels & brakes

Code	BTC061300 - Attendant Propelled	BTC061305 - Self Propelled
Seat Width	600mm	600mm
Overall Width	675mm	805mm
Overall Height	995mm	995mm
Anterior Seat	590mm	590mm
Posterior Seat	560mm	560mm
Armrest Height	225mm	225mm
Backrest Height	305mm	305mm
SWL	200kg	200kg

ARTG - 286695

- Height adjustable, swing away footrests
- Ultra low seat height of 590mm, can be customised to 490mm
- Angle adjustable backrest from 8° to 18° for seating comfort
- Integrated access trough improves hygiene whilst maintaining toilet bowl clearance height of 465mm
- Safety arms prevent falls, swing out for transfers
- Open armrests style for a wider sitting surface whilst maintaining a smaller base footprint for improved accessibility
- 4x TENTE total locking castors, brake access from all angles



5 YEARS WARRANTY Corrosion

1 YEAR WARRANTY Components

SWL 200kg

Tilt & Recline Shower Commode



- 30° backrest angle adjustment in 10° increments for effortless repositioning and maximum user comfort
- -5° to 35° gas-assisted tilt-in-space functionality minimises manual handling efforts
- Backrest may be configured as full length or 3/4 length to accommodate an advanced headrest
- Open back straps provide access for bathing
- Safety arms prevent falls and swing back out of the way for transfers
- Open back straps provide access for bathing



30° backrest angle adjustment in 10° increments



-5° to 35° tilt-in-space functionality

Code	BTC066030	BTC066040
Seat Width	460mm	530mm
Overall Width	560mm	630mm
Overall Height	1315mm - 1485mm	1315mm - 1485mm
Anterior Seat Height	460mm - 630mm	460mm - 630mm
Posterior Seat Height	460mm - 620mm	460mm - 620mm
Armrest Height	275mm	275mm
Backrest Height	900mm	900mm
SWL	200kg	200kg

SWL 200kg

5 YEARS WARRANTY
Corrosion


1 YEAR WARRANTY
Components

ARTG - 286695

Bariatric Shower Commode



- Super heavy duty bariatric design with 790mm seat and 350kg SWL
- Padded seat and arms for maximum comfort
- Removable arms to assist with positioning and allow lateral slide transfers
- 4x lockable castors maximise safety by providing carer access to a brake at all angles around the commode
- Height adjustable, swing away footrests for optimal positioning and ease of transfers



790mm seat and 350kg SWL



Padded seat and arms

Code	BTC061200
Seat Width	790mm
Overall Width	900mm
Overall Height	990mm
Anterior Seat Height	570mm
Posterior Seat Height	570mm
Armrest Height	170mm
Backrest Height	430mm
SWL	350kg

SWL 350kg

BARIATRIC

5 YEARS WARRANTY
Corrosion

1 YEAR WARRANTY
Components

ARTG - 286695

Shower Commode Seats



- Moulded and seamless soft PU seats designed for comfort and durability
- Easy clean, fully sealed surface for infection control
- Choose appropriate size to fit your Aspire Shower Commode
- Adaptable to most shower commode brands
- M6 Tri Nut assembly kit needed for seat attachment which comes as standard with all commodes. Also available as a spare part if lost (GSP342405)



Open Seat - 460mm	BTC066600
Closed Seat - 460mm	BTC066700
Open Seat - 530mm	BTC066750
Open Seat - 600mm	BTC066800

ARTG - 286695

1 YEAR WARRANTY

Shower Commode Seats Hand Made Pressure Reducing



Open Front - 320mm	BTC089122
Closed Front - 320mm	BTC089124
Open Front - 400mm	BTC089126
Closed Front - 400mm	BTC089128
Open Front - 460mm	BTC089130
Closed Front - 460mm	BTC089140
Open Left - 460mm	BTC089150
Open Right - 460mm	BTC089160
Custom Option	BTC089250

ARTG - 286695

Open Front - 500mm	BTC089170
Closed Front - 500mm	BTC089180
Open Front - 550mm	BTC089190
Closed Front - 550mm	BTC089200
Open Front - 600mm	BTC089210
Closed Front - 600mm	BTC089220
Open Front - 650mm	BTC089230
Closed Front - 650mm	BTC089240



1 YEAR WARRANTY

Shower Commode Accessories



1. Self Propelling Conversion Kit
ARTG - 286695



2. Elevating Legrest
ARTG - 286695



3. Commode Bowl & Pan
ARTG - 467646 (Commode Bowl)



4. Pan Carrier
ARTG - 286695



5. Oxygen Bottle Carrier
ARTG - 286695



6. Adjustable IV Pole
ARTG - 286695



7. Adjustable Pelvis Belt
ARTG - 286695



8. Advanced Headrest
ARTG - 286695



9. Stump Support
ARTG - 286695



10. Lateral Support
ARTG - 286695

	Code	Product
1	BTC082900	Self Propelling Conversion Kit
2	BTC067108M	Elevating Legrests - Left - Swing Away Commodes Only
	BTC067109M	Elevating Legrests - Right - Swing Away Commodes Only
	BTC067110M	Elevating Legrests - Left - Tilt & Recline Commodes Only
	BTC067115M	Elevating Legrests - Right - Tilt & Recline Commodes Only
3	BTC081610	Commode Bowl with Lid & Handle
4	BTT151800	Bed Pan
4	BTC066400	Pan Carrier

	Code	Product
5	BTC067200	Oxygen Bottle Carrier
6	BTC067103	Adjustable IV Pole
7	BTC067100	Adjustable Pelvic Belt
8	BTC067050	Advanced Headrest
	BTC067105	Stump Support
9	BTC067106	Stump Support - Tilt Commode - Left
	BTC067107	Stump Support - Tilt Commode - Right
10	WCA867010	Lateral Support

4HC Verto Electric Height Adjustable Tilt-in-Space



- Robust, lightweight design
- Features a removable and height adjustable polyurethane backrest
- 125mm anti-static total lock maintenance free castors
- Height adjustable padded headrest
- Epoxy powder coated stainless steel frame
- Plastic clip on clip off seat pan runners
- Padded swing back armrests
- Clip on seat can be easily removed for cleaning purposes
- Removable battery
- Swing away, height adjustable footrests with padded calf supports



30° tilt-in-space functionality

OPTIONAL

Shower Commode
Bedpan & Bowl Carrier
(BTC066300)
Swing Up Safety Arm
Option (BTC069632)

Code	BTC069502
Seat Width	470mm
Seat Height	530mm
Seat Depth	450mm
Overall Width	670mm
Overall Height	1120mm
Overall Depth	1015mm
Backrest Height	520mm
Tilt Angle	5°-30°
SWL	150kg

SWL 150kg

5 YEARS WARRANTY
Corrosion

1 YEAR WARRANTY
Components

ARTG - 291803

4HC Verto Electric Tilt-in-Space Bariatric



- Stainless steel, robust design
- Vertical push handle
- Handmade clip-on pressure reducing backrest, removable for cleaning and infection control
- Padded swing back armrests
- Multi position headrest for improved comfort during tilt-in-space positioning
- Removable rechargeable battery pack
- Water resistant IPX6 electric actuators for smooth and effortless tilt
- Handset controller
- 150mm castors

*Custom modifications available, please contact Aidacare to find out more

Code	BTC069505 - 600mm	BTC069507 - 700mm
Seat Width	600mm	700mm
Seat Depth	450mm	450mm
Seat Height	630mm	630mm
Overall Width	700mm	700mm
Overall Depth	590mm	590mm
Overall Height	1425mm	1425mm
Backrest Height	630mm	630mm
Tilt Angle	10-30°	10-35°
SWL	250kg	250kg

SWL 250kg

BARIATRIC

5 YEARS WARRANTY
Corrosion

1 YEAR WARRANTY
Components

ARTG - 291803

4HC Verto Tilt-in-Space Shower Commode



- Gas assisted Tilt-in-space design
 - Polyurethane backrest which is removable for cleaning
 - Robust, lightweight, powder coated steel construction
 - Padded swing back armrests
 - Height adjustable swing away footrests with padding
 - Attendant Propelled with 125mm braking castors
- *Custom modifications available, please contact Aidacare to find out more

Code	BTC069500 - 475mm	BTC069497 - 550mm
Seat Width	475mm	550mm
Seat Depth	450mm	450mm
Seat Height	590mm	590mm
Overall Width	545mm	545mm
Overall Depth	1060mm	1060mm
Overall Height	1475mm	1475mm
Backrest Height	900mm	900mm
Tilt Angle	10° - 30°	10° - 30°
SWL	183kg	183kg

ARTG - 291803



5 YEARS WARRANTY
Corrosion


1 YEAR WARRANTY
Components

SWL 183kg

4HC Verto Shower Commode Seat Options & Accessories

POLYURETHANE

	Code	Description
1	BTC069520	Polyurethane Closed Front - 470mm (475mm - 500mm commodes)
	BTC069510	Polyurethane Open Front - 470mm (475mm - 500mm commodes)



1. Polyueuerthane

ARTG - 286695

PRESSURE REDUCING

	Code	Description
2	BTC089131	Pressure Reducing Seat Open - Width 460mm
	BTC089130*	Pressure Reducing Seat Closed - Width 460mm




2. Pressure Reducing

ARTG - 286695

PRESSURE CARE

	Code	Description
3	BTC069525	Pressure Care Open Front - 550mm
	BTC069530	Pressure Care Closed Front - 550mm
	BTC069591	Pressure Care Open Left - 460mm
	BTC069592	Pressure Care Closed Front - 470mm
	BTC069593	Pressure Care Open Left - 470mm
	BTC069594	Pressure Care Open Front - 470mm
	BTC069595	Pressure Care Open Right - 470mm
	BTC069596	Pressure Care Open Left - 550mm
	BTC069597	Pressure Care Open Right - 550mm



3. Pressure Care

ARTG - 286695

4HC VERTO ELEVATING LEGRESTS

	Code	Description
4	BTC069662	Elevating Legrest - Left
	BTC069664	Elevating Legrest - Right



4. 4HC Verto Elevating Legrests

5. 4HC Verto Stump Supports

4HC VERTO STUMP SUPPORT


	Code	Description
5	BTC069655	Stump Support - Left
	BTC069660	Stump Support - Right

All seats listed are compatible with the Verto Shower Commode Range

MAXI Shower Chair Adjustable



- Super heavy duty adjustable width shower chair
- Soft padded seat, back, and arms provide postural support
- Durable non-slip feet provide excellent grip and stability in wet conditions and the stainless steel washer enhances durability
- Height adjustable legs with easy circlip adjustment points
- Raised armrests to assist the user in transferring on and off the chair
- Reinforced aluminium frame accommodates bariatric users and is corrosion resistant



Super heavy duty width adjustable frame
Up to 775mm wide

SWL 310kg

BARIATRIC

5 YEARS WARRANTY
Corrosion

1 YEAR WARRANTY
Structure

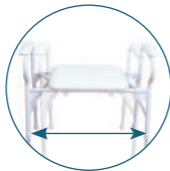
ARTG - 467947

Code	BTS118020
Seat Width	575 - 775mm
Seat Depth	455mm
Seat Height	455 - 575mm
Overall Width	645 - 845mm
Overall Depth	495mm
Overall Height	670 - 1005mm
SWL	310kg

MAXI Shower Stool Adjustable



- Super heavy duty adjustable width shower stool
- Soft padded seat and arms provide postural support
- Durable non-slip feet provide excellent grip and stability in wet conditions and the stainless steel washer enhances durability
- Height adjustable legs with easy circlip adjustment points
- Raised armrests to assist the user in transferring on and off the over toilet aid seat
- Reinforced aluminium frame accommodates bariatric users and is corrosion resistant



Super heavy duty width adjustable frame
Up to 775mm wide

SWL 310kg

BARIATRIC

5 YEARS WARRANTY
Corrosion

1 YEAR WARRANTY
Structure

ARTG - 467947

Code	BTS119030
Seat Width	575 - 775mm
Seat Depth	455mm
Seat Height	455 - 575mm
Overall Width	645 - 845mm
Overall Depth	495mm
Overall Height	670 - 790mm
SWL	310kg

MAXI Over Toilet Aid Adjustable



- Super heavy duty adjustable width over toilet aid
- Durable non-slip feet provide excellent grip and stability in wet conditions and the stainless steel washer enhances durability
- Height adjustable legs with easy circlip adjustment points
- Raised armrests to assist the user in transferring on and off the stool
- Reinforced aluminium frame accommodates bariatric users and is corrosion resistant



Soft padded flip up seat for easy cleaning

SWL 310kg

BARIATRIC

5 YEARS WARRANTY
Corrosion

1 YEAR WARRANTY
Structure

ARTG - 467646

Code	BTT145020
Seat Width	575 - 775mm
Seat Depth	455mm
Seat Height	455 - 575mm
Overall Width	645 - 845mm
Overall Height	670 - 790mm
Overall Depth	495mm
Product Weight	9.5kg
SWL	310kg

Shower Chair Steel/Aluminium



Additional height increments on one leg

Code	Regular BTS118000 - Steel BTS118005 - Alum.	Wide BTS118010 - Steel BTS118015 - Alum.
Seat Width	440mm	440mm
Seat Depth	400mm	400mm
Seat Height	375 - 550mm	375 - 550mm
Overall Width	512mm	570mm
Overall Depth	570mm	570mm
Overall Height	735 - 910mm	735 - 910mm
Between Arms	470mm	525mm
Product Weight	3.4kg (Steel) 3.1kg (Aluminium)	3.9kg (Steel) 3.3kg (Aluminium)
SWL	200kg	200kg

ARTG - 467947

- Contoured plastic seat with raised armrests to assist user transfers
- Easy push button height adjustment legs for a users changing needs
- Additional height increments on one leg to accommodate uneven surfaces
- Durable non-slip feet provides excellent grip and stability in wet conditions
- All frames are individually treated for corrosion resistance
- Reinforced frame on Wide model provides additional stability for larger users



5 YEARS WARRANTY
Corrosion

1 YEAR WARRANTY
Structure

SWL 200kg

Shower Stool Steel/Aluminium



OPTIONAL



Regular Steel + Padded Seat (4.2kg)
(BTS119020)

Regular Steel + Padded Seat & Back (6.8kg)
(BTS119025)

Code	Regular BTS119000 - Steel BTS119005 - Alum.	Wide BTS119010 - Steel BTS119015 - Alum.
Seat Width	375mm	420mm
Seat Depth	310mm	365mm
Seat Height	470 - 655mm	425 - 615mm
Overall Width	545mm	570mm
Overall Depth	400mm	500mm
Overall Height	670 - 855mm	575 - 765mm
Between Arms	495mm	525mm
Product Weight	3.8kg (Steel) 3.1kg (Aluminium)	3.8kg (Steel) 3.1kg (Aluminium)
SWL	175kg	175kg

ARTG - 467947

- Clip on seat or padded back attachment provides easy assembly and cleaning
- Raised armrests assist the user transferring on and off
- Height adjustable legs with easy push button height adjustment for changing needs
- All frames are individually treated for corrosion resistance



Optional padded back and seat attachments



5 YEARS WARRANTY
Corrosion

1 YEAR WARRANTY
Structure

SWL 175kg

Over Toilet Aid Steel/Aluminium



OPTIONAL



Padded Toilet Seat (BTT145110)

Dementia Care Toilet Seat (BTT145102)

Code	Regular BTT145000 - Steel BTT145005 - Alum.	Wide BTT145010 - Steel BTT145015 - Alum.
Seat Width	370mm	370mm
Seat Depth	435mm	435mm
Seat Height	450 - 630mm	450 - 630mm
Overall Width	512mm	570mm
Overall Depth	625mm	625mm
Overall Height	700 - 880mm	700 - 880mm
Between Arms	460mm	525mm
Product Weight	4.2kg (Steel) 3.4kg (Aluminium)	4.2kg (Steel) 3.4kg (Aluminium)
SWL	175kg	175kg

ARTG - 467646

- Raised armrests assist the user transferring on and off
- Comfortable, contoured seat with clip on attachment height adjustable legs
- Frames individually treated for corrosion resistance
- Removable, moulded splash guard provided
- Height adjustable legs with easy push button height adjustment for changing needs
- Durable non-slip feet for grip and stability in wet conditions and a stainless steel washer within enhances durability



5 YEARS WARRANTY
Corrosion

1 YEAR WARRANTY
Structure

SWL 175kg

Toilet Surround Frame



- Height adjustable frame with easy push button height adjustment
- Raised armrests assist the user transferring on and off the toilet
- Durable non-slip feet provides excellent grip and stability in wet conditions and a stainless steel washer within enhances durability
- Additional height increments on one leg to accommodate usage on uneven surfaces

SWL
175kg

5 YEARS WARRANTY
Corrosion

1 YEAR WARRANTY
Structure



Durable non slip feet and stainless steel washer

Code	BTT155100
Overall Width	500mm
Overall Depth	435mm
Overall Height	535 - 600mm
Between Arms	450mm
Unit Weight	3kg
SWL	175kg

ARTG - 230170

Raised Toilet Seat



- Three heights available to help facilitate sit-to-stand transfers
- Contoured plastic seat that is both comfortable and durable
- Fully sealed, easy to clean structure provides increased infection control
- Generous cut outs at the front and rear for personal care and hygiene
- Two adjustable mounting brackets for an adjustable and secure fit



SWL
200kg

5 YEARS WARRANTY
Corrosion

1 YEAR WARRANTY
Structure



Two adjustable mounting brackets

OPTIONAL



Available with or without lid

No Lid - Code	BTT149800 - 50mm
	BTT150200 - 100mm
	BTT150300 - 150mm
With Lid - Code	BTT149900 - 50mm
	BTT150100 - 100mm
	BTT150400 - 150mm
Overall Height	50mm (2") 100mm (4") 150mm (6")
Unit Weight	1.4kg
SWL	200kg

ARTG - 230170

Urinal and Bed Pans



1. Spill Proof Urinal



2. Male Urinal



3. Male Urinal With Lid



4. Male Urinal With Screw Lid



5. Female Urinal Cygnet



6. Female Urinal



7. Bed Pan Slipper



8. Bed Pan



9. Urinal Bottle Holder



10. Commode Bowl

ARTG - 467646

	Code	Product
1	BTT148200	Spill Proof Male Urinal
	BTT148300	Spill Proof - Female Adapter
2	BTT145700	Male Urinal - Green
	BTT160900	Male Urinal - Clear
3	BTT148450	Male Urinal with Lid

	Code	Product
4	BTT148400	Male Urinal with Screw Lid
5	BTT148800	Female Urinal Cygnet
6	BTT148700	Female Urinal
7	BTT148000	Bed Pan Slipper - Small
	BTT161500	Bed Pan Slipper - Large

	Code	Product
8	BTT151800	Bed Pan
9	BTT149000	Urinal Bottle Holder
10	BTC081610	Commode Bowl with Lid and Handle



Scan to browse our Patient Transport & Mobility Aids online or visit aidacare.com.au to see our full range of products and services

Patient Transport and Mobility

In demanding hospital and medical environments, robust and durable wheelchairs are essential. Designed to help transfer those who are unable to walk, a wheelchair is useful for patients entering and exiting the hospital, as well as those who need to be moved between rooms, wards, and areas.

Aidacare offers a range of high-quality wheelchairs that can be used to transfer patients safely and comfortably. Our selection of wheelchairs includes a variety of manual options as well as sturdy bariatric choices. We also offer foldable styles, which are ideal for easy storage when not in use. Suitable for hospitals and medical facilities, our wheelchairs are easy to push and manoeuvre. They are available in various sizes and designs to cater to different requirements.

Assist 3 WARD Vinyl

Robust self-propelling wheelchair with durable hospital grade vinyl, suitable for infection control in the hospital & clinic environment.



OPTIONAL FEATURE

Security Mod - Frame Fix
(AAL848590)

OPTIONAL ACCESSORIES

-
- Brake Extension Lever
(WCA848310 / WCA848320)
-
- Calf Strap
(WCA848580)
-
- Contoured Padded Overlay
(See page 46 for sizes)
-
- Elevating Legrest
(See page 47 for sizes)
-
- IV Pole
(WCA848280)
-
- Oxygen Bottle Holder
(WCA848290)
-
- Safety Lap Belt
(WCA848300)
-
- Stump Support
(See page 47 for sizes)



Swing-away removable legrests



Folding steel frame

- WARD Vinyl features hospital grade fire retardant vinyl which is easily sanitised for improved infection control
- Folding steel frame
- Quick release solid 24" rear wheels with height adjustable 8" front castors
- Push-to-lock brakes
- Swing-back removable armrests
- Swing away height adjustable removable legrests
- Fully welded vinyl upholstery (infection control compliant)
- Elevating legrests available as an option*
- Anti-tippers included as standard
- Security Modification: Simple frame fix to stop chair being folded (Optional on request - AAL848590)

SWL
140kg

HD SWL
180kg

2 YEARS WARRANTY
Frame

1 YEAR WARRANTY
Components

Code	MWS452240 - 350mm (14")	MWS452280 - HD - 570mm (22")
	MWS452250 - 400mm (16")	
	MWS452260 - 450mm (18")	MWS452290 - HD - 610mm (24")
	MWS452270 - 500mm (20")	
Seat Width	350 - 610mm	
Seat Depth	400mm	
Seat Height	460 - 500mm	
Backrest Height	440mm	
Armrest Height	210mm	
SWL	140kg	180kg

ARTG - 291670

Assist 3 Everyday



- Folding steel frame
- Quick release solid 24" rear wheels
- Height adjustable 8" front castors
- Push-to-lock brakes
- Dacron fire retardant fabric
- Swing-back removable armrests
- Swing away height adjustable removable legrests
- Anti-tippers included as standard



Swing-away removable legrests



Push-to-lock brakes



OPTIONAL ACCESSORIES

Refer to the Aspire Wheelchair Accessories Matrix on pages 46-47 to see the full range

2 YEARS WARRANTY
Frame

1 YEAR WARRANTY
Components

SWL
140kg

Code	MWS452200 - 350mm (14")
	MWS452210 - 400mm (16")
	MWS452220 - 450mm (18")
	MWS452230 - 500mm (20")
Seat Width	350 - 500mm
Seat Depth	400mm
Seat Height	460 - 500mm
Backrest Height	440mm
Armrest Height	210mm
SWL	140kg

ARTG - 340327

Evoke 2 Lightweight & Highly Adjustable



- Highly adjustable and lightweight folding wheelchair
- Quick release, solid 24" tyres, height and depth adjustable
- 8" height and angle adjustable castors
- Easy access push-to-lock brakes
- Depth and height adjustable seat with a standard cushion
- Height, tension, angle and depth adjustable backrest
- Height and angle adjustable, removable, swing away legrests
- Swing-back armrests
- Optional height adjustable armrests available
- Anti-tippers included as standard



Optional Attendant Brake Kit and Transit Conversion Kit
(WCA848592 / WCA848594)
ARTG 291393



OPTIONAL ACCESSORIES

Refer to the Aspire Wheelchair Accessories Matrix on pages 46-47 to see the full range

2 YEARS WARRANTY
Frame

1 YEAR WARRANTY
Components

SWL
150kg

HD SWL
190kg

Code	MWS449500 - 350mm (14")	MWS449540 - HD 570mm (22")
	MWS449510 - 400mm (16")	
	MWS449520 - 450mm (18")	MWS449550 - HD 610mm (24")
	MWS449530 - 500mm (20")	
Seat Width	350 - 610mm	
Seat Depth	400 - 475mm	
Seat Height	440 - 480mm	
Backrest Height	430 - 490mm	
Armrest Height	205 - 225mm	
SWL	150kg	190kg

ARTG - 291670

Evoke 2 Junior & Youth Paediatric

aspire



- All of the adjustable features of the Evoke 2, reduced in size to suit the unique needs of children
- Folding lightweight design
- Height adjustable and removable armrests
- Seat and backrest height adjustable
- Depth adjustable seat
- Customisable backrest
- Easy access push-to-lock brakes
- Quick release 20" solid rear wheels
- Height and angle adjustable 8" castors
- Anti-tippers included as standard



Swing-away removable legrests



8" height and angle adjustable castors

SWL 150kg

2 YEARS WARRANTY Frame

1 YEAR WARRANTY Components


ARTG - 291670

Rehab RX2 JNR Advanced Tilt-In-Space

aspire



- Highly configurable tilt-in-space chair for paediatric users in the rehab environment
- Quick release, solid 20" tyres, height and depth adjustable
- Swing-away, removable, padded, and elevating legrests
- Attendant operated drum brakes, push-to-lock handbrakes
- Adjustable backrest, armrests, footrests, headrest
- 6" front castors
- PU breathable multi-stretch fabric covers
- Multilayer castellated back and seat cushions with gentle lumbar build up and lateral supports



Multilayer castellated back & seat cushions

SWL 180kg

2 YEARS WARRANTY Frame

1 YEAR WARRANTY Components


ARTG - 291393

Code	MWS449750
Seat Width	320 - 370mm
Seat Depth	440 - 490mm
Seat Height	400 - 475mm
SWL	180kg

Rehab RX2 Advanced Tilt-In-Space

aspire

- Highly configurable, for complex needs in rehab environment
- Quick release, solid 24" tyres, height and depth adjustable
- Swing-away, removable, padded, and elevating legrests
- Attendant operated drum brakes, push-to-lock handbrakes
- Adjustable backrest, armrests, footrests, headrest
- 6" front castors
- PU breathable multi-stretch fabric covers
- Multilayer castellated back and seat cushions with gentle lumbar build up and lateral supports



Multilayer castellated back & seat cushions

Code	MWS449760 - 410 - 460mm (16" - 18") MWS449770 - 460 - 510mm (18" - 20") MWS449780 - 510 - 560mm (20" - 22")
Seat Width	410 - 560mm
Seat Depth	440 - 560mm
Seat Height	400 - 475mm
SWL	180kg

ARTG - 291393



2 YEARS WARRANTY Frame

1 YEAR WARRANTY Components

INFECTION CONTROL

SWL 180kg

Power Assist

PRIDE MOBILITY
LIVE YOUR BEST

- Easily attaches directly on to manual wheelchairs
- Features an easy-to-use squeeze trigger mechanism
- Comes with an easy-to use controller with speed dial, battery indicator, and hand-controlled lever
- Customisable speed settings
- Range up to 16km between charges
- Dual-wheel design for added traction and stability
- Maximum speed of up to 5km/h (6.4km/h - HD)
- Power Assist Suitability: 406 - 508mm (16" - 20")
- Power Assist HD Suitability: 406 - 610mm (16" - 24")

Code	WCA858501 - Power Assist	WCA858511 - Power Assist HD
Suitable Seat Widths	406 - 508mm / 16" - 20"	406 - 610mm / 16" - 24"
Max Speed	5km/h	6.4km/h
Range	up to 16km	up to 16km
SWL	120kg	182kg



SWL 120kg

HD SWL 182kg

Transit 3 & Transit 3 WARD Transporter



- WARD Vinyl version provides improved infection control
- Durable compact folding steel frame
- Fire retardant Dacron or Vinyl upholstery (WARD)
- Quick release solid 12" rear wheels and height adjustable 8" castors
- Swing-away, removable armrests
- Attendant push-to-lock brakes
- Swing away height adjustable removable legrests
- Elevating legrests optional
- Articulating and Elevating legrests also available as optional
- Anti-tippers included as standard

OPTIONAL ACCESSORIES
Refer to the Aspire Wheelchair Accessories Matrix on pages 46-47 to see the full range



Attendant push-to-lock brakes



SWL 140kg

SWL 180kg

2 YEARS WARRANTY
Frame
1 YEAR WARRANTY
Components

Code	MWS452300 - 400mm (16")	MWS449445 - WARD 450mm (18")
	MWS452310 - 450mm (18")	MWS449450 - WARD 500mm (20")
	MWS452320 - 500mm (20")	MWS449480 - WARD 570mm (22")
Seat Width	400 - 500mm	450 - 570mm
Seat Depth	400mm	400mm
Seat Height	460 - 500mm	460 - 500mm
SWL	140kg	140 - 180kg

Heavy Duty & Super Heavy Duty Wheelchair



- Reinforced to suit bariatric users
- Extra wide seat widths and reinforced construction accommodates larger users
- Moulded composite mag wheels
- Swing-away detachable footrests and removable padded armrests
- Durable chrome-plated steel
- Vinyl wipe clean seating surfaces

OPTIONAL ACCESSORIES
Elevating Legrests for HD (WCA858005)
Elevating Legrests for SHD (WCA858006)
Stump Support for HD (WCA858007 / WCA858008)



Removable padded armrest

SWL 136kg

HD SWL 200kg

SHD SWL 318kg



3 YEARS WARRANTY

Heavy Duty	MWS442910 - 500mm (20") - 136kg	
	MWS442911 - 560mm (22")	
	MWS442912 - 610mm (24")	
Super Heavy Duty	MWS442901 - 650mm (26")	
	MWS442902 - 700mm (28")	
Description	Heavy Duty	Super Heavy Duty
Seat Width	500 - 600mm	650 - 700mm
Seat Depth	400 - 450mm	500mm
Seat Height	500mm	500mm
SWL	200kg	318kg

Aspire Wheelchairs Accessories



To see if the accessory is **compatible** or **available** with specific wheelchairs, reference the Accessories Matrix on pages 46-47.



1. Contoured Padded Overlay



2. Depth & Height Adjustable Armrest



3. Depth Extension



4. Gutter Armrest



5. Anti-Tip Bars



6. Calf Strap



7. Deluxe Style Headrest Assembly



8. Extended Back Cane



9. IV Pole



10. Meal Tray



11. Oxygen Bottle Holder



12. Safety Lap Belt



13. Stroller Handle



14. Tool-Free Adjustment Kit



15. Elevating Legrest



16. Stump Support



17. Lateral Support



18. Brake Extension Lever



19. Drum Brakes



20. Attendant Brake Kit

Aspire Wheelchairs Accessories Matrix



No.	Codes	Product Description	Suits					
Contoured Padded Overlays			Assist 3	Evoke 2	Evoke 2 JNR	Rehab RX2	Rehab RX2 JNR	Transit 3
1	WCA848325	Contoured Padded Overlay - 300mm Wide			●			
	WCA848330	Contoured Padded Overlay - 350mm Wide	●	●				
	WCA848340	Contoured Padded Overlay - 400mm Wide	●	●				●
	WCA848350	Contoured Padded Overlay - 450mm Wide	●	●				●
	WCA848360	Contoured Padded Overlay - 500mm Wide	●	●				●
	WCA848370	Contoured Padded Overlay - 570mm Wide	●	●				●
	WCA848380	Contoured Padded Overlay - 610mm Wide	●	●				
Depth and Height Adjustable Armrest								
2	WCA848390	Depth & Height Adjustable Armrest - Left		●				
	WCA848400	Depth & Height Adjustable Armrest - Right		●				
Depth Extensions								
3	WCA848530	Base Frame Extension Kit - 50mm - Black				●		
	WCA848540	Base Frame Extension Kit - 100mm - Black				●		
Gutter Armrest *								
4	WCA848410	Gutter Armrest Pad - Left		●				
	WCA848420	Gutter Armrest Pad - Right		●				
Other								
5	WCA848270	Anti-Tip Bars	○	○	○	○	○	○
6	WCA848580	Calf Strap	●	●	●	●	●	●
7	WCA848480	Deluxe Headrest Assembly 400 - 450mm		●	●			
	WCA848481	Deluxe Headrest Assembly 500 - 610mm		●	●			
8	WCA848470	Extended Back Cane - Pair - 19/21"		●	●			
9	WCA848280	IV Pole	●	●	●	●	●	●
10	WCA848570	Meal Tray - 460mm to 510mm				●		
11	WCA848290	Oxygen Bottle Holder	●	●	●			●
	WAA695600	Oxygen Bottle Holder - RX2 Wheelchairs				●	●	
12	WCA848300	Safety Lap Belt - Metal Seatbelt Buckle	●	●	●	●	●	●
-	AAL848590	Security Mod - Frame Fix- Assist 3 WARD Only	●					
13	WCA848590	Stroller Handle				●	●	
14	WCA848550	Tool-Free Adjustment Kit				●	●	

ARTG - 291670 | ARTG - 291393

KEY

● Assist 3

● Evoke 2 JNR

● Evoke 2

● Rehab RX2

● Rehab RX2 JNR

● Transit 3

○ Included Accessory

● Optional Accessory

*Note: Side transfers are not possible when gutter armrests are attached

Aspire Wheelchairs Accessories Matrix



No.	Codes	Product Description	Suits					
Elevating Legrest			Assist 3	Evoke 2	Evoke 2 JNR	Rehab RX2	Rehab RX2 JNR	Transit 3
15	WCA848100	Elevating Legrest - Left - 300/320/350/400/410mm	●	●	●	○	○	●
	WCA848110	Elevating Legrest - Right - 300/320/350/400/410mm	●	●	●	○	○	●
	WCA848120	Elevating Legrest - Left - 450/460/500/510mm	●	●		○		●
	WCA848130	Elevating Legrest - Right - 450/460/500/510mm	●	●		○		●
	WCA848140	Elevating Legrest - Left - 570/610mm	●	●				●
	WCA848150	Elevating Legrest - Right - 570/610mm	●	●				●
	WCA848080	Elevating Legrest - Left - Evoke 2 JNR			●			
	WCA848090	Elevating Legrest - Right - Evoke 2 JNR			●			
Stump Supports								
16	WCA848220	Stump Support - Left - 300/320/350/400/450mm	●	●	●	●	●	●
	WCA848230	Stump Support - Right - 300/320/350/400/450mm	●	●	●	●	●	●
	WCA848240	Stump Support - Left - 500/550/570/610mm	●	●		●		●
	WCA848250	Stump Support - Right - 500/550/570/610mm	●	●		●		●
	WCA848260	Stump Support - Extension Bracket	●	●	●			●
Lateral Supports								
17	WCA848430	Lateral Chest Support - Left - Evoke		●	●			
	WCA848440	Lateral Chest Support - Right - Evoke		●	●			
	WCA848450	Lateral Chest Support Assembly - Left - RX2				●		
	WCA848460	Lateral Chest Support Assembly - Right - RX2				●		
Brake Extensions								
18	WCA848310	Brake Extension Lever - Left	●	●	●			●
	WCA848320	Brake Extension Lever - Right	●	●	●			●
Drum Brakes								
19	WCA848510	Rear Wheels with Drum Brakes Kit - 16"			●	●	●	
	WCA848520	Rear Wheels with Drum Brakes Kit - 20"			●	●	○	
	WCA848500	Rear Wheels with Drum Brakes Kit - 24"		●		○		
Attendant Brake Kit								
20	WCA848592	Attendant Brakes Kit (No Wheels)		●				●
	WCA848594	Transit Conversion Kit (Includes Attendant Brakes & 12" Wheels)		●				●

ARTG - 291670 | ARTG - 291393

KEY

● Assist 3

● Evoke 2 JNR

● Evoke 2

● Rehab RX2

● Rehab RX2 JNR

● Transit 3

○ Included Accessory

● Optional Accessory

*Note: Side transfers are not possible when gutter armrests are attached



Underarm Crutches - Bariatric

- Designed with strength to support the bariatric user
- Steel construction provides durability and support up to 249kg

1 YEAR WARRANTY

ARTG - 99895

Code	WAC688200 - Adult/Tall	WAC688300 - Adult/Medium
User Height	1750 - 1980mm	1550 - 1750mm
Height	1320 - 1520mm	1120 - 1320mm
Material	Steel	
Product Weight	4.7 kg	
SWL	249kg	



Underarm Crutches - Red Dot

- Patented clip - lock adjustable handle and push button foot pieces for fast, precise measuring and fitting
- High density rubber cushions and hand grips providing long wear and comfort

1 YEAR WARRANTY

ARTG - 99895

Code	WAC692300 - Child/Paediatric	WAC692500 - Youth/Small	WAC692200 - Adult/Medium	WAC692400 - Tall/Large
User Height	1220 - 1370mm	1320 - 1570mm	1550 - 1750mm	1780 - 1980mm
Height	800 - 950mm	940 - 1145mm	1120 - 1320mm	1320 - 1520mm
Material	Aluminum			
Product Weight	1.25kg			
SWL	136kg			



Underarm Crutches - Wing Nut

- Features easy to use wing nut height adjustments
- High density rubber cushions and handgrips providing long wear and greater comfort

1 YEAR WARRANTY

ARTG - 290770

Code	WAC692503 - Youth Small	WAC692502 - Adult Medium	WAC692501 - Adult Tall/Large
User Height	1370 - 1575mm	1575 - 1778mm	1778 - 1980mm
Height	940 - 1145mm	1120 - 1320mm	1350 - 1520mm
Material	Aluminum		
SWL	136kg		



Forearm Crutches

- Lightweight and durable
- Cuff provides a secure fitting to the forearm
- Adjustable height between cuff, handle and ground

1 YEAR WARRANTY

ARTG - 99895

Code	WAC692000 - Youth Small	WAC691400 - Adult Medium	WAC691800 - Adult Tall/Large
User Height	1230 - 1640mm	1480 - 1860mm	1740 - 2040mm
Height	530 - 735mm	635 - 910mm	820 - 1075mm
Material	Aluminum		
Product Weight	1.2kg		
SWL	180kg		



Forearm Crutches - Ergonomic

- Lightweight and durable
- Ergonomic shaped handle distributes the pressure more evenly across the hand
- Cuff provides a secure fitting to forearm

1 YEAR WARRANTY

ARTG - 99895

Code	WAC691500 - Medium	WAC691900 - Large
User Height	1480 - 1860mm	1740 - 2040mm
Height	580 - 835mm	680 - 935mm
Material	Aluminum	
SWL	127kg	



Forearm Crutches - Kids

- Just for kids
- These light weight yellow Forearm Crutches are height adjustable

1 YEAR WARRANTY

ARTG - 99895

Code	WAC691700 - Child 4 to 7yrs	WAC691600 - Child 6 to 10yrs
Height	406 - 559mm	457 - 656mm
Material	Aluminum	
SWL	100kg	



Scan to browse our Pressure Relief Chairs online or visit aidacare.com.au to see our full range of products and services

Pressure Relief Chairs

Patients who spend extended periods of time sitting or lying require specific mobility aids to ensure they remain comfortable and to prevent the development of pressure sores. Uniquely designed to allow immersion and envelopment, pressure relief chairs help to redistribute pressure across the surface of the skin.

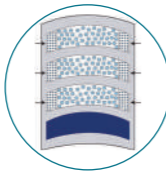
Made using specialised fabrics, the Aidacare collection of pressure relief seats and chairs are designed to be comfortable, durable, and easy to clean. Our selection of air comfort chairs also offers users exceptional comfort and relief with the aid of air cushioned seating. Along with our selection of pressure relieving chairs, you will also find a comprehensive range of accessories including legrests, armrest covers, tray tables, seat covers, seat belts, head cushions, and footplates.

Mobile Air Chair



Pictured with optional padded footrest

- Promotes skin immersion and envelopment, redistributing skin pressure, reducing the risk of pressure injury
- Lie-flat position converts chair into a bed for prolonged periods of use
- Swing away wings and armrests for improved patient transfer access
- Adjustable foam matrix in backrest
- Gas assisted tilt, recline, and leg raise
- Removable and washable covers for infection control
- Lockable castors with directional control



Adjustable Foam Matrix

SWL
180kg

INFECTION
CONTROL

BREATHABLE

PRESSURE
CARE


3 YEARS WARRANTY
Frame


1 YEAR WARRANTY
Fabric


ARTG - 281678



OPTIONAL

- 

Padded Footrest
(CHP198860)
- 

Meal Tray
(CHP198861)
- 

Fold-away Tray
Table (CHP198862)

Code	CHP198850 (Small/Short)	CHP198855 (Large/Tall)
Seat Width	410mm	500mm
Seat Depth	560mm	560mm
Seat Height	650mm	650mm
Overall Width	610mm	700mm
Overall Depth	690mm	690mm
Overall Height	1290mm	1290mm
Recline Angle	0° - 90°	0° - 90°
Tilt Angle	0° - 25°	0° - 25°
Leg Raise Angle	0° to 90°	0° - 90°
SWL	180kg	180kg

Shell Chair



- Designed to maximise user access and social interaction in aged care facility or Healthcare environments
- Anterior tilt function for sit to stand transfers reduces manual handling
- Adjustable seat height
- Safety lap belt
- Ergonomic legrest automatically raises or lowers as the chair is tilted
- Lightweight and manoeuvrable:
 - 12.5" rear wheels with foot brake
 - 5" front swivel castors



Ergonomic Push Handle

SWL
135kg

INFECTION
CONTROL

BREATHABLE

PRESSURE
CARE

2 YEARS WARRANTY
Frame

1 YEAR WARRANTY
Fabric

ARTG - 277232



OPTIONAL

- 

Footplate
(CHP198925)
- 

Meal Tray
(CHP198920)
- 

Pillow Headrest
(CHP198930)

Code	CHP198910 (Medium)	CHP198915 (Large)
Seat Width	450mm	510mm
Seat Depth	440mm	470mm
Seat Height	450 - 530mm	450 - 530mm
Overall Width	700mm	720mm
Overall Depth	890mm	890mm
Forward Tilt Angle	0° - 3°	0° - 3°
Backward Tilt	0° - 27°	0° - 27°
Leg Raise Angle	0° - 90°	0° - 90°
SWL	135kg	135kg

Cove Chair



OPTIONAL ACCESSORIES



Footrest - CHP198985
Footrests helps enhance patient comfort and reduce discomfort by positioning the legs and feet in a neutral position while seated.



Tray Table - CHP198980
Allows for storage of personal items or medical instruments during treatment.



Advanced Immersion Backrest
Medium - CHP198990
Large - CHP198992
Contouring with an immersive surface for greater lateral support when sitting upright, caters more directly for users with kyphosis.



Reclined and Foot Extended



Foot Extended



SWL
160kg

INFECTION
CONTROL

BREATHABLE

PRESSURE
CARE

3 YEARS WARRANTY
Frame

1 YEAR WARRANTY
Fabric

Code	CHP198978	CHP198979
Size	Medium	Large
Seat Width	550mm	600mm
Seat Depth	500 - 580mm	
Overall Width	780mm	830mm
Overall Length	860 - 1640mm	860 - 1690mm
Overall Height	1270mm	1300mm
Seat to Foot Plate	470mm	
Seat to Floor Height	540mm	
Seat to Top of Back	710mm	770mm
Armrest Height	200mm	
Backrest Height	740mm	
Seat Tilt Angle Range	5° - 45°	
Neutral Seat Angle	2.5° (5° including cushion)	
Backrest Tilt Angle Range	20° - 60°	
Neutral Backrest Angle	15° (20° including cushion)	
Leg Elevation Range	0° - 90°	
Leg Elevation Range w/Tilt	0° - 130°	
SWL	160kg	

- Designed for improved postural, pressure care, and comfort for users requiring medium to high level support
- Easily transported to facilitate inclusiveness and social interaction
- Gas assisted leg raise operates independently of tilt to allow infinite positioning combinations and maximise lower leg support
- Anatomical legrest movement, depth adjustable seat, and transitional support armrests
- Adjustable pressure seat cushion - a hybrid air-foam seat cushion with simple reinflation offers convenient pressure adjustment to carers and maintenance staff
- Ergonomic carer push handles with braked castors for mobility and safety
- Complex pressure care compatibility - layered seat structure accommodates after-market pressure care cushions

ARTG - 373694

Air Lift Chair



- Adjustable air cell seating redistributes pressure away from bony prominences
- Multi stretch pressure reducing backrest offers a breathable and supportive surface for extended sitting and lying
- Firm hand grips improve sit-to-stand efficiency and improve independence
- Removable backrest and seat cushion for easy cleaning and maintenance
- Seat depth is adjustable by 50mm
- Comes standard with 100mm swivel castors for mobility

SWL 140kg

3 YEARS WARRANTY
Frame

1 YEAR WARRANTY
Upholstery

Code	CHP198865	CHP198870	CHP198875	CHP198880
Description	Space Saver Petite	Space Saver Large	Dual Action Petite	Dual Action Large
Seat Width	450mm	510mm	450mm	510mm
Seat Depth	460 – 510mm	460 – 510mm	460 – 510mm	460 – 510mm
Backrest Height	610mm	610mm	610mm	610mm
Seat to Floor	480mm	480mm	480mm	480mm
SWL	140kg	140kg	140kg	140kg




PostureFit Configurable Lift Recline Chair



- A configurable powerlift and recline chair with multiple options to ensure the best fit for a client's postural and pressure care needs
- Multi stretch pressure reducing patient surface
- Head tilt and auto extending legrest
- Seat width and depth adjustability
- 50mm castors
- Battery backup
- Third-party cushions compatibility
- Optional interchangeable backrests

- OPTIONAL**
- Advance Immersion Backrest (CHP198295 / CHP198296)
 - Classic Style Backrest (CHP198290 / CHP198291)
 - Profiled Headrest (CHP198310 / CHP198311)
 - Backrest Lateral Support Blocks (CHP198315)
 - Channel Legrest (CHP198320)
 - Attendant Handset Loop (CHP198325)



Shown above with standard waterfall backrest

SWL 160kg

2 YEARS WARRANTY
Frame & Electronics

1 YEAR WARRANTY
Handset & Cables

Code	CHP198250	CHP198260
Size	Small/Medium	Medium/Large
Seat Width	510 – 560mm	560 – 610mm
Seat Depth	420 – 480mm	420 – 480mm
Backrest Angle	95° – 130°	95° – 135°
Backrest Height	800mm	800mm
SWL	160kg	160kg

ARTG - 429372

Altitude Vertical Lift & Recline Chair



- 4 functions; assisted transfer, recline, vertical lift, and sit-to-stand
- Hand control - large backlit buttons enhance user independence
- In built battery pack for full chair functionality without a power cord
- Transportation handle, multiple grip points
- USB connectivity
- Vertical lift and removable armrests
- Optional wide forearm support
- Tente castors with ultra-low resistance
- Multi-stretch vapour permeable seat and backrest for optimal skin microclimate
- Outer chair surface is upholstered in medical-grade vinyl for infection control



Code	CHP227700
Seat Width	510mm
Seat Depth	520mm
Seat Height	560 - 700mm
Overall Width	710mm
Overall Depth	800mm
Overall Height	1200 - 1340mm
Seat to Top of Back	710mm
Overall Recline	1780mm
SWL	150kg

- OPTIONAL**
- Oncology Armrest (CHP227710)
 - Armchair Table (CHP227720)
 - ROHO® Cushion (18x20" recommended)

2 YEARS WARRANTY
Frame & Electronics

1 YEAR WARRANTY
Handset & Cables



ARTG - 306075

Altitude Recline Chair



- Pressure reducing mobile electric recliner
- Suitable for multiple environments including aged care, blood/treatment clinics, hospitals or for independent use
- Three-tiered cushion construction provides enhanced patient comfort and immersive qualities
- In built battery pack for full chair functionality without having to use a power cord
- Multi-stretch vapour permeable seat and backrest for optimal skin microclimate
- Outer chair surface is upholstered in medical-grade vinyl for infection control
- 4x 100mm Tente castors for easy relocation
- Designed to accommodate a ROHO® cushion in low to mid profile (or equivalent) Recommended cushion size: 18 x 20"



Code	CHP227705
Seat Width	510mm
Seat Depth	520mm
Seat Height	560mm
Overall Width	710mm
Overall Depth	800mm
Overall Height	1200mm
Seat to Top of Back	710mm
Overall Recline	1780mm
SWL	150kg

- OPTIONAL**
- Oncology Armrest (CHP227710)
 - Armchair Table (CHP227720)
 - ROHO® Cushion (18x20" recommended)

2 YEARS WARRANTY
Frame & Electronics

1 YEAR WARRANTY
Handset & Cables



ARTG - 306075

PosturePro Pressure Reducing Chair



- Integrated laterals providing side support to maintain proper posture and prevent leaning
- Adjustable pocketed waterfall design for personalised support by allowing adjustments to fit the user's back shape and needs
- Tool-free seat depth and width configuration allowing therapists or carers to adjust the seat dimensions quickly and easily
- Depth and angle adjustable footrest allowing adjustments to suit the user's positioning and weight-bearing requirements
- Designed to work seamlessly with the Aspire Star Mover (LSS390580), facilitating safe and efficient standing transfers for users, enhancing mobility and independence
- Armrests can be adjusted in both height and depth to achieve the correct loading on the arms
- Tilt-in-space capability allows the chair to be tilted to various angles, facilitating easier repositioning and significant
- Key features and supports of the PosturePro Plus can be adjusted over time, providing increasing support as needed for individuals with degenerative conditions
- 4 x 75mm castors (1x directional and 3x total locking)

POSTURAL SUPPORT

Effective for seating clients with the following postural conditions: minor stroke reduced, mobility, poor sitting balance, lower limb swelling and oedema, post operative rehab needs, pressure management needs, postural problems.

OPTIONAL ACCESSORIES

- Footrest Padding (CHP231650)
- Concave Pillow (CHP231660)
- Legrest Wedge (CHP231670)
- Horse Shoe Pillow (CHP231680)
- Dual Castor (CHP231690)



Depth & Width Adjustability



Pressure Relief Seating



Infinite Positioning Options

2 YEARS WARRANTY
Frame

1 YEAR WARRANTY
Fabric & Components

SWL 140kg

Code	CHP231600
Seat Width	330 - 530mm
Seat Depth	450 - 540mm
Overall Height	1300 - 1360mm
Overall Width	650 - 850mm
Overall Length	950mm
Seat to Foot Plate	530 - 590mm
Seat Tilt Angle Range	-5° - 32°
Backrest Height	770mm
Backrest Tilt Angle Range	90° - 130°
Leg Angle Range	0° - 35°
SWL	160kg



PosturePro Plus Pressure Reducing Chair

POSTURAL SUPPORT

Effective for seating clients with the following postural conditions: pressure ulcers, reduced upper body tone, kyphosis, scoliosis, muscle contractures, and oedema.

OPTIONAL ACCESSORIES

- Footrest Padding (CHP231650)
- Concave Pillow (CHP231660)
- Legrest Wedge (CHP231670)
- Horse Shoe Pillow (CHP231680)
- Dual Castor (CHP231690)



Depth & Width Adjustability



Infinite Positioning Options



Pressure Relief Seating

SWL 140kg

2 YEARS WARRANTY
Frame

1 YEAR WARRANTY
Fabric & Components

Code	CHP231600
Seat Width	330 - 530mm
Seat Depth	450 - 540mm
Overall Height	1300 - 1360mm
Overall Width	650 - 850mm
Overall Length	950mm
Seat to Foot Plate	530 - 590mm
Seat Tilt Angle Range	-5° - 32°
Backrest Height	770mm
Backrest Tilt Angle Range	90° - 130°
Leg Angle Range	0° - 35°
SWL	160kg



- Adjustable Head, Neck, and Shoulder Sections: Supports kyphosis or complex fixed postures, accommodating contractures through the negative angle legrest and the height-adjustable armrests
- Integrated laterals providing side support to maintain proper posture and prevent leaning
- Adjustable pocketed waterfall design for personalised support by allowing adjustments to fit the user's back shape and needs
- Tool-free seat depth and width configuration allowing therapists or carers to adjust the seat dimensions quickly and easily
- Depth and angle adjustable footrest allowing adjustments to suit the user's positioning and weight-bearing requirements
- Designed to work seamlessly with the Aspire Star Mover (LSS390580), facilitating safe and efficient standing transfers for users, enhancing mobility and independence
- Armrests can be adjusted in both height and depth to achieve the correct loading on the arms
- Tilt-in-space capability allows the chair to be tilted to various angles, facilitating easier repositioning and significant
- Key features and supports of the PosturePro Plus can be adjusted over time, providing increasing support as needed for individuals with degenerative conditions
- 4 x 75mm castors (1x directional and 3x total locking)

Milano Chair Manual/Electric



Provides support, comfort, and pressure management to patients with low to medium support needs and those who still maintain a degree of mobility.

Manual model has gas assisted tilt-in-space, an elevating leg rest, and back angle recline. Electric model has a three feature controller handset that includes motorised tilt-in-space, elevating leg rest, and back angle recline. It includes a Linak Lithium Battery Control Box allowing the chair to be used without connection to mains power.

- Tilt, recline, and leg rest
- Tilt in space to allow for re-positioning
- Medium to high pressure management cushion, using memory foam
- Adjustable seat width, depth, and foot plate height
- A lightweight frame with directional castors

Code	CHP197995 - Manual	CHP197997 - Electric
Seat Width	400 - 500mm	
Seat Depth	400 - 500mm	
Overall Height	1300mm	
Seat to Floor	540mm	
Backrest Height	720 - 820mm	
Back Angle Recline	100° - 140°	100° - 120°
Tilt-In-Space	-5° - 35°	
Unit Weight	52kg	
SWL	159kg	

SWL 159kg

INFECTION CONTROL

BREATHABLE

PRESSURE CARE

where skin meets fabric

7 YEARS WARRANTY Frame

1 YEAR WARRANTY Upholstery

ARTG - 246892

Phoenix & Phoenix 2 Chair



Paediatric Phoenix Chair

This chair is effective for seating clients with the following postural conditions: pressure ulcers, reduced upper body tone, kyphosis, scoliosis, muscle contractures, and oedema.

- Paediatric model available
- Tilt in space
- Adjustable head support
- Back recline and elevating legrest
- Forward tilt for stand transfers
- Arm height adjustment
- Removable arms
- Manual and powered options

* Seating Matters Chairs are available in other colour options. Please call 1300 133 120 to discuss your requirements.

Code	CHP197805 - Large - Manual	CHP197800 - Phoenix Paediatric
	CHP150010 - Elec. Leg & Tilt	
	CHP197816 - Fully Motorised	
Seat Width	400 - 600mm	250 - 400mm
Seat Depth	390 - 480mm	290 - 380mm
Overall Height	1320mm	1220mm
Seat to Floor	600mm	540mm
Backrest Height	850mm	680 - 830mm
Unit Weight	50kg (Manual) 70kg (Motor.)	57kg
SWL	200kg	160kg

SWL 160kg

SWL 200kg

INFECTION CONTROL

BREATHABLE

PRESSURE CARE

7 YEARS WARRANTY Frame

1 YEAR WARRANTY Upholstery

ARTG - 246892

Sorrento & Sorrento 2 Chair



Paediatric Sorrento Chair

This chair is effective for seating clients with the following postural conditions: cerebral palsy, spinal cord injury, head injury, stroke, multiple sclerosis, Parkinson's disease, motor neurone disease, dementia, Alzheimer's disease.

- Adjustable back angle recline
- Elevating legrest and tilt-in-space
- Seat depth adjustment

Code	CHP197819	CHP197817	CHP197818
Description	Paediatric	Manual	Motorised
Seat Width	250 - 400mm	350 - 600mm	550 - 850mm
Seat Depth	290 - 380mm	380 - 480mm	410 - 660mm
Overall Height	1320mm	1320mm	1320mm
Seat to Floor	540mm	600mm	600mm
Backrest Height	650mm	750mm	750mm
Unit Weight	51kg	51kg	64kg
SWL	160kg	200kg	200kg

ARTG - 246892

7 YEARS WARRANTY Frame

1 YEAR WARRANTY Upholstery

INFECTION CONTROL

BREATHABLE

PRESSURE CARE

SWL 160kg

SWL 200kg



Orlando Chair Electric



Bariatric Orlando Chair

- Clinically designed to bring pressure management, posture support and comfort to riser recline chairs
- Dual motors, providing leg elevation and Tilt-in-space positioning as well as adjustable recline angle
- Riser function helps the user to a standing position

Code	CHP197836 - 550	CHP197839 - 650 Bariatric
Seat Width	550mm	650mm
Seat Depth	550mm	450 - 650mm
Overall Height	1170mm	1170mm
Seat to Floor	510mm	510 - 535mm
Backrest Height	730mm	730mm
SWL	158kg	254kg

ARTG - 246892

7 YEARS WARRANTY Frame

1 YEAR WARRANTY Upholstery

BARIATRIC

INFECTION CONTROL

BREATHABLE

PRESSURE CARE

SWL 158kg

SWL 254kg



Atlanta Chair



Integrated Push Handles

This chair is effective for clients with the following postural conditions: Huntington's disease, Alzheimer's, lower limb oedema, cellulitis, advanced dementia, Parkinson's disease, brain injury.

- Variable angle leg rest used in combination with the integrated tilt and recline helps to elevate the feet
- Integrated tilt and recline mechanism is fundamental in positioning
- Arm height adjustment
- Sliding footplate
- Removable seat cushion

Code	CHP197820
Seat Width	380 - 500mm
Seat Depth	480mm
Overall Height	1135mm
Seat to Floor	540mm
Backrest Height	750mm
Unit Weight	67kg
SWL	160kg

ARTG - 246892

7 YEARS WARRANTY Frame

1 YEAR WARRANTY Upholstery

INFECTION CONTROL

BREATHABLE

PRESSURE CARE

SWL 160kg



Monaco Chair



This chair is effective for seating clients with the following postural conditions: minor stroke reduced, mobility, poor sitting balance, lower limb swelling and oedema, post operative rehab needs, pressure management needs, postural problems.

- Ideal for users with reduced mobility or sitting balance
- Unique angle adjustable seat for an optimum and safe sitting position
- Adjustable back angle recline, waterfall back, optional lateral supports, and pressure management materials.

7 YEARS WARRANTY
Frame

1 YEAR WARRANTY
Upholstery

ARTG - 246892

Code	CHP197827
Seat Width	380 - 600mm
Seat Depth	350 - 550mm
Overall Height	1205mm
Seat to Floor	350 - 500mm
Backrest Height	800mm
Unit Weight	57kg
SWL	160kg

Seating Matters Accessories



1. Removable Arm Cover
Padding Available



2. Head Cushion
Concave/Horse Shoe/Standard



3. Lateral Supports



4. Leg Laterals



5. Padded Footplate



6. Removable Seat Covers



7. Seat Belt
Single or 4-Point Harness



8. Seat Cushion
Various sizes available



9. Tilt Angle Display



10. Tray Table



11. Twin Braked Castors



12. Variable Leg Rest

	Code	Product
1	CHP197830	Armrest Cover - Phoenix
	CHP197835	Armrest Cover - 1" Padding - Phoenix & Sorrento
	CHP197840	Armrest Cover - 2" Padding - Phoenix & Sorrento
	CHP197845	Armrest Cover - 1" Padding - Paed Phoenix
	CHP197850	Armrest Cover - 2" Padding - Paed Phoenix
	CHP197855	Armrest Cover - 1" Padding - Atlanta
	CHP197860	Armrest Cover - 2" Padding - Atlanta
	CHP197861	Armrest Cover - 1" Padding - Monaco
2	CHP197862	Armrest Cover - 2" Padding - Monaco
	CHP197930	Head Cushion - Concave
	CHP197935	Head Cushion - Horse Shoe
3	CHP197940	Head Cushion - Standard
	CHP197869	Lateral Supports - Paed Phoenix + Paed Sorrento
	CHP197870	Lateral Supports - Phoenix, Paed Phoenix, Sorrento, Monaco & Milano Chairs

	Code	Product
4	CHP197864	Leg Laterals - Paed Phoenix + Paed Sorrento
	CHP197865	Leg Laterals - Phoenix & Sorrento Chairs
5	CHP197900	Padded Footplate - All Seating Matters Chairs
6	CHP197895	Removable Seat Cover - All Seating Matters Chairs
7	CHP197880	Seat Belt - 4-Point Harness - All Seating Matters Chairs
	CHP197885	Seat Belt - Single - All Seating Matters Chairs
8	CHP197915	Seat Cushion - 450mm
	CHP197920	Seat Cushion - 500mm
	CHP197925	Seat Cushion - Custom
9	CHP197905	Tilt Angle Display - Phoenix, Paed Phoenix & Sorrento Chairs
10	CHP197875	Tray Table - All Seating Matters Chairs
11	CHP197890	Twin Braked Castors - All Seating Matters Chairs
12	CHP197825	Variable Leg Rest - Atlanta & Monaco Chair

ARTG - 246892



Scan to browse our range of Sanitisers & Macerators online or visit aidacare.com.au to see our full range of products and services

Sanitisers and Macerators

Central Sterile Services Departments (CSSDs) and pan rooms play vital roles in hospitals and other healthcare facilities. While the pan room accommodates the equipment and utensils required to handle human waste from incapacitated acute care patients, the CCSD manages the cleaning and sterilising of all reusable products and instruments. As such, both are essential elements of hospital hygiene management.

To ensure hospitals are equipped with what they need, Aidacare supplies a range of CSSD and pan room items and equipment. Our selection includes a variety of plasticware and consumables, such as bowls and pans, pulp shapes, detergent, and deodoriser. We also provide high-quality washer sanitisers and macerators, which are ideal for cleaning and steam disinfecting bedpans, urine bottles, slipper pans, bowls, and other utensils.



Panamatic Optima 3+ Sanitiser



The Panamatic Optima 3+ Washer Sanitiser operates with hot and cold water. The large wash chamber accommodates up to 6 utensils and urine bottles per cycle.

- Improved wash performance (Hot and cold water)
- Hands-free open, close and start
- Large capacity chamber
- Easier loading
 - + Data logger and dual probes



Greater Versatility



Hands-Free Opening



Easy Loading



1 YEAR WARRANTY

ARTG - 203303

Code	UPM100260	Soil Connection	110mm connections supplied
Electrical Supply	Single Phase 230 V, 13 AMP	Operation Cycle Time	Approx 10 mins / 30ml Ecowash
Electrical Output/Input	Motor - 0.75KW Heater - 2.5KW	Steam Disinfection	Exceeds Ao 700, 85° x 75 secs
Dimensions (W x D x H)	600 x 600 x 900mm	Typical Capacity	3 bedpans + 3 urine bottles/cycle
Water Supply	15 mm Hot & Cold water 1 - 6 bar	Warranty	1 Year

Panamatic Optima 2+ Sanitiser



The Panamatic Optima 2+ Washer Sanitiser operates with cold water version of the Midi. The more compact washer chamber accommodates up to 4 pans and bottles per cycle.

- Improved wash performance (Hot and cold water)
- Efficient water and power use
- Hands-free open, close and start
- MicrobeSafe antimicrobial lid
- Steam disinfection cycle
- Easier loading
 - + Data logger and dual probes



Hands Free Start Cycle



Hands-Free Opening



Easy Loading



1 YEAR WARRANTY

ARTG - 203303

Code	UPM100210	Soil Connection	110mm connections supplied
Electrical Supply	Single Phase 230 V, 13 AMP	Operation Cycle Time	Approx 8 mins / 30ml EcoWash
Electrical Output/Input	Motor - 0.75 KW Heater - 2.5KW	Steam Disinfection	Exceeds Ao 700, 85° x 75 secs
Dimensions (W x D x H)	500 x 600 x 1042mm	Typical Capacity	2 bedpans + 2 urine bottles/cycle
Water Supply	15 mm Hot & Cold 1 - 6 bar	Warranty	1 Year

Panamatic Maxi+ Sanitiser



The Panamatic Maxi+ Washer Sanitiser operates with cold water and the large wash chamber accommodates a up to 6 utensils and urine bottles per cycle.

- Cold water wash
- Hands free opening
- Large chamber capacity
- Steam disinfection cycle
- Easier loading
 - + Data logger and dual probes



Hands-Free Opening



Large Capacity Chamber



Code	UPM100360	Soil Connection	110mm connections supplied
Electrical Supply	Single Phase 230 V, 13 AMP	Operation Cycle Time	Approx 5 mins / 30ml EcoWash
Electrical Output/Input	Motor - 0.75KW, Heater - 2.5KW	Steam Disinfection	Exceeds Ao 700, 85° x 75 secs
Dimensions (W x D x H)	600 x 600 x 900mm	Typical Capacity	3 bedpans + 3 urine bottles/cycle
Water Supply	15 mm cold water 0.5 - 10 bar	Warranty	1 Year

ARTG - 203303

1 YEAR WARRANTY



Panamatic Midi+ Sanitiser



The Panamatic Midi+ Washer Sanitiser operates with cold water and is designed for low-medium workload situations.

- Cold water wash
- Efficient water and power use
- Hands-free open, close, and start
- MicrobeSafe antimicrobial lid
- Large chamber capacity
- Easier loading
 - + Data logger and dual probes



Hands Free Start Cycle



Hands-Free Opening



Easy Loading



Code	UPM100310	Soil Connection	110mm connections supplied
Electrical Supply	Single Phase 230 V, 13 AMP	Operation Cycle Time	Approx 7 mins / 30ml EcoWash
Electrical Output/Input	Motor - 0.425KW, Heater - 2.5KW	Steam Disinfection	Exceeds Ao 700, 85° x 75 secs
Dimensions (W x D x H)	500 x 600 x 1042mm	Typical Capacity	2 bedpans + 2 urine bottles/cycle
Water Supply	15 mm cold water 0.5 - 10 bar	Warranty	1 Year

ARTG - 203303

1 YEAR WARRANTY



Pulpmatic Eco + Macerator



The Pulpmatic Eco+ Medical Pulp Macerator features cross-infection control combined with improved environmental performance and ease of use.

- Blockage free processing
- Hands-free open, close and start
- Large chamber capacity, reduced water consumption
- Automatic sanitation cycle
- Includes programmable audio messaging
- Water Supply: 15mm cold water 0.5 - 10 bar
- Soil Connection: 50mm P Trap to 110mm waste
- Operation cycle time: from 85 seconds / 8ml EcoCleanse
- Typical Capacity: 3 large or 6 small pulp products



Hands Free Start Cycle



Hands-Free Opening



Greater Versatility



1 YEAR WARRANTY

ARTG - 203303

Code	UPM100130	Soil Connection	50mm P Trap to 110mm waste
Electrical Supply	Single Phase 230 V, 15 AMP	Operation Cycle Time	From 85 seconds / 8ml EcoCleanse
Electrical Output/Input	0.75kW, Noise: 59.5 dba	Steam Disinfection	3 large or 6 small pulp products
Dimensions (W x D x H)	500 x 600 x 1042mm	Typical Capacity	1 Year
Water Supply	15mm cold water 0.5 - 10 bar	Warranty	1 Year

DDC Accessories & Consumables



1. Stainless Steel Drying Rack
4 Bedpan & 4 Urine Bottle



2. Stainless Steel Drying Rack
6 Bedpan & 6 Urine Bottle



3. Stainless Steel Drying Rack
8 Bedpan & 8 Urine Bottle



4. Stainless Steel Basin Rack
Wall Mounted



5. Sekure Max
5L Chemical Storage Cabinet



6. Macerator Deodoriser
Carton of 2 (5L)



7. Sanitiser Detergent
Carton of 2 (5L)



8. Macerator Deodoriser
Carton of 12 (1L)

	Code	Description
1	UPA200276	Stainless Steel Drying Rack and Drip Tray - 4 Bedpan & 4 Urine Bottle
2	UPA200277	Stainless Steel Drying Rack and Drip Tray - 6 Bedpan & 6 Urine Bottle
3	UPA200278	Stainless Steel Drying Rack and Drip Tray - 8 Bedpan & 8 Urine Bottle
4	UPA200280	Stainless Steel Basin Rack - Wall Mounted
	UPA200285	Stainless Steel Shelf - Wall Mounted (Drip Tray Only)

ARTG - 203303

	Code	Description
5	On Request	Sekure Max Chemical Storage Cabinet (5L)
6	UPD300110	Sanitiser Detergent - Carton of 2 (5L)
7	UPD300120	Macerator Detergent - Carton of 2 (5L)
8	UPD300125	Macerator Deodoriser Detergent - Carton of 12 (1L)
	UPA300300	Detergent Basket - Lockable
	UPW300220	Fluid Absorption Paper Sachets - Box of 100

Meiko Sanitisers



Meiko is a recognised global leader in cleaning and disinfection solutions. Meiko combines German engineering and design to deliver a compact, flexible, and highly-functional range of front-loading sanitiser solutions. In addition to equipment supply, Meiko offer full sluice / clean-room design options and a large range of complimentary accessories. Meiko equipment is water and energy efficient and is cost-effective to maintain with only a single annual service recommended (or every 5000 cycles).

Topic Range

The Topic range of sanitisers are available in a Wall Mounted (Topic 10); Floor Mounted (Topic 20); Under Bench (Topic 30); and Cabinet (Topic 40) versions. Offered as a more economical choice with fewer features than the premium TopLine range, this range offers full standards-compliant disinfection and great features (such as hands-free open/close in the AT model) to reduce cross-contamination.



Topic 10 & Topic 20

- Simple and logical electronic interface with clear detergent and temperature indicators help reduce wash errors
- Temperature data logging, hands-free open / close (AT model), warm and cold water supply
- Total system disinfection after each completed wash cycle
- Capacity: 2 bed pans and 2 urine bottles or 3 urine bottles
- 3 Program options (Short / Normal / Intensive), variable cycle times:
 - Short: 24 bed pans and 24 urine bottles or 36 urine bottles per hour
 - Normal: 11 bed pans and 11 urine bottles per hour
 - Intensive: 9 bed pans and 9 urine bottles per hour
- Efficient water use: Short (23L); Normal (31L); Intensive (39L)
- Energy efficient at 235 watts: 240V, 50Hz, 16A, 3kw. 3-phase connection
- Complies with AS4187:2014 > ISO 15883, 1 and 3



Topic 10
(Wall Mounted)



Topic 20
(Floor Mounted)

Code	UPM200500	UPM200510	UPM200520	UPM200530
Description	Topic 10	Topic 10 AT with Auto Door	Topic 20	Topic 20 AT with Auto Door & Foot
Width	500mm	500mm	500mm	500mm
Depth	450 - 600mm	450 - 600mm	450 - 600mm	450 - 600mm
Height	1630mm	1630mm	1730mm	1730mm

ARTG - 164116

1 YEAR WARRANTY

Topic 20 XL

For high-volume workflow solutions, MEIKO offer the TOPIC 20 in a side-by-side configuration called the 'XL'.

- Dual usage provides high-flow during peak-use periods
- Single usage during quieter periods increases efficiency by decreasing water and electricity use and cycle times
- System redundancy in the event of an outage helps ensure operational continuity
- Utilises existing water and electrical connections to ensure installation cost-effectiveness



1 YEAR WARRANTY

Code	UPM200540	UPM200550
Description	Topic 20 XL (side-by-side)	Topic 20 XL AT (side-by-side) with Auto Door & Foot
Width	1000mm	1000mm
Depth	450 - 600mm	450 - 600mm
Height	1730mm	1730mm

ARTG - 164116

TopLine Range



The TopLine range provides a premium option with enhanced features compared to the more economical Topic range. It comes in four versions: Wall Mounted (TopLine 10), Floor Mounted (TopLine 20), Under-bench (TopLine 30), and Cabinet (TopLine 40).

Key features include a Telescoping Rotary Jet that reaches inside bedpans and under their edges for thorough cleaning, and a cooling and drying cycle that ensures devices are dry when removed, eliminating the need for drip trays and drying racks.

Topline 10 & Topline 20



- Simple and logical electronic interface for staff with clear program selection and alert indicators
- Hands-free open / close (with AT model)
- Warm and cold water supply
- Total system disinfection: Disinfects all water channels after each completed wash cycle to avoid the risk of recontamination
- 3 Program options (Short / Normal / Intensive) for disinfection from A060 (Short) to A03000 (Intensive) for higher disinfection value
- Variable cycle times depending on which program option selected: Short (5min), Normal (5.5min), Intensive (6min)
- Capacity: 2 bed pans and 2 urine bottles or 3 urine bottles per cycle
 - Short: 24 bed pans and 24 urine bottles or 36 urine bottles per hour
 - Normal: 11 bed pans and 11 urine bottles per hour
 - Intensive: 9 bed pans and 9 urine bottles per hour
- Efficient water use depending on program option: short (23 L); Normal (31 L); Intensive (39 L)
- Energy efficient at 235 watts: 240V, 50Hz, 16A, 3kw. 3-phase connection
- Complies with AS4187:2014 > ISO 15883, 1 and 3

1 YEAR WARRANTY

ARTG - 164116



Code	UPM200100	UPM200110	UPM200120	UPM200130
Description	TopLine 10	TopLine 10 AT with Auto Door	TopLine 20	TopLine 20 AT with Auto Door & Foot
Width	500mm	500mm	500mm	500mm
Depth	450 or 588mm	450 or 588mm	450 - 588mm	450 - 588mm
Height	1630mm	1630mm	1730mm	1730mm

Meiko Accessories & Consumables



1. Basket Insert with Hinged Lid

2. Basket with Hinged Lid For Small Items

3. Bottle Rack 11 Urine Bottles

4. Drip Tray For Wall Mounted Racks

5. Pan Rack 3 Pans

6. Pan Rack 6 Pans

7. Pan Rack 9 Pans

8. Pan Rack 12 Pans

9. Pan & Bottle Rack 6 Pan & 6 Bottle

10. Pan & Bottle Rack 9 Pan & 9 Bottle

11. Pan Rack (Not Mounted) 4 Pan

12. Pan Rack (Not Mounted) 8 Pan

13. SUH 1 Internal Rack

14. SUH 2 Quick Change Rack

15. Quick Change Rack with Bag Empty

16. Bag Emptying Rack Internal

17. Detergent 2 Containers (5L)

18. Rinse Aid 2 Containers (5L)

	Code	Description	Width	Depth	Height
1	UPA400100	Basket Insert with Hinged Lid - Meiko	-	-	-
2	UPA400110	Basket with Hinged Lid for Small Items - Meiko	-	-	-
3	UPA400210	Bottle Rack - Meiko TU70 - 11 Urine Bottles (Drip Tray Separate)	700mm	350mm	650mm
4	UPA400500	Drip Tray (For All Wall-Mounted Racks) - Meiko - Stainless Steel (Order with Rack)	-	-	-
5	UPA400310	Pan Rack - Meiko TS50 - 3 Pans (Drip Tray Separate)	500mm	350mm	650mm
6	UPA400320	Pan Rack - Meiko TS70 - 6 Pans (Drip Tray Separate)	700mm	350mm	650mm
7	UPA400330	Pan Rack - Meiko TS90 - 9 Pans (Drip Tray Separate)	900mm	350mm	650mm
8	UPA400300	Pan Rack - Meiko TS100 - 12 Pans (Drip Tray Separate)	1000mm	350mm	650mm
9	UPA400260	Pan & Bottle Rack - Meiko TUS 50 - 6 Pan & 6 Bottle (Drip Tray Separate)	500mm	350mm	650mm
10	UPA400250	Pan & Bottle Rack - Meiko TUS 140 - 9 Pan & 9 Bottle (Drip Tray Separate)	1400mm	350mm	650mm
11	UPA400340	Pan Rack (Not Mounted) - Meiko - For Vertical Storage of Bedpans - 4 Pan	-	-	-
12	UPA400350	Pan Rack (Not Mounted) - Meiko - For Vertical Storage of Bedpans - 8 Pan	-	-	-
13	UPA400400	Rack (Internal) - Meiko - SUH 1 Internal Rack (Non-standard in Australia)	-	-	-
14	UPA400410	Rack (Internal) - Meiko - SUH 2 Quick Change Rack (Standard in Australia)	-	-	-
15	UPA400420	Rack (Internal) - Meiko - TopCut B - Quick Change Rack with Bag Empty	-	-	-
16	UPA400430	Rack (Internal) - Meiko - TopCut H - Bag Emptying Rack (Internal)	-	-	-
17	UPD400100	Detergent - Meiko - Doyen R100 (2 x 5L Containers)	-	-	-
18	UPD400110	Rinse Aid - Meiko - Doyen SK 22 (2 x 5L Containers)	-	-	-

ARTG - 164116 | ARTG - 213257

Pans & Bowls



	Code	Description
1	BTT148000	Bed Pan Slipper - Small
	BTT161500	Bed Pan Slipper - Large
2	BTT151800	Bed Pan
3	WAT769800	Wash Bowl - 600ml
	WAT770000	Wash Bowl - 1500ml
	WAT761200	Wash Bowl - 3500ml
	WAT769600	Wash Bowl - 5500ml
4	WAT770700	Kidney Dish - 800ml
	WAT770400	Kidney Dish - 700ml - Clear
	WAT770600	Kidney Dish - 600ml
	WAT770500	Kidney Dish - 200ml

	Code	Description
5	BTT148700	Urine Bottle - Female
	BTT148800	Urine Bottle - Female - Cygnet
	BTT145700	Urine Bottle - Male - Green
6	BTT160900	Urine Bottle - Male - Clear
	BTT148200	Spillproof Male Urinal
	BTT148300	Spillproof Female Adapter (Adapter Only)
7	BTC081610	Bowl with Handle & Lid
8	UPP100110	Bed Pan Liner Support
9	UPP100115	Slipper Pan Liner Support - Midi
	UPP100120	Slipper Pan Liner Support - Maxi

ARTG - 203303

Pulp Pans & Bowls



	Code	Description
1	UPP100215	Pulp Slipper Pan - Midi - 1300ml
	UPP100220	Pulp Slipper Pan - Maxi - 2000ml
3	UPP100210	Pulp Bedpan - 2000ml
4	UPP100230	Pulp Kidney Dish - 700ml

	Code	Description
5	UPP100245	Pulp Male Urine Bottle - 900ml - Square
	UPP100250	Pulp Male Urine Bottle - 875ml - Bulbous
6	UPP100235	Pulp GP Bowl - 1000ml
7	UPP100240	Pulp GP Bowl - 3000ml
8	UPP100225	Pulp Commode Bowl - 1700ml



ARTG - 203303



Scan to browse our Maternity products online or visit aidacare.com.au to see our full range of products and services

Maternity

Aidacare offers specialised equipment to cater to the needs of many different hospital wards and departments, including maternity wards. Our selection of products for maternity wards includes delivery and maternity beds, baby cots, and support person chairs. All items included in our range are designed and manufactured for superior safety, comfort, durability, hygiene, and function. Our delivery beds are robust and sturdy while our cots offer the comfort and safety required for the care of newborn babies.

The Aidacare maternity range features products from a curated selection of reputable brands and labels. These brands are highly trusted and known within the industry for providing exceptional hospital equipment.



4H175E Electric Paediatric Cot



OPTIONAL IV POLES

- Fixed Height IV Pole (WAT740000)
- Fixed Height IV Pole with Pump Mount (WAT740002)
- Height Adjustable IV Pole with Pump Mount (WAT740004)

ARTG - 294877

- Easy-to-operate side rails are designed for simplicity and can be managed with one hand, enhancing patient safety and allowing caregivers to make quick adjustments, even when multitasking
- The open base design provides all-around access from all sides, facilitating comprehensive care and reducing the risk of care-related injuries
- Emergency-ready positioning features an integrated Trendelenburg function, allowing tilting up to +12° for emergencies, with a manual release lever to quickly return to a flat position for stability
- Integrated battery backup system for added safety
- Electric hi/low functionality allows for seamless height adjustments, catering to various care needs and enhancing patient comfort

MATTRESS

100mm
(BEM046980)

5 YEARS WARRANTY
Frame

2 YEARS WARRANTY
Electronics

1 YEAR WARRANTY
Handset & Cables

SWL
50kg

Code	WAT830565 - White/Green WAT830570 - Custom Colour
Patient Surface Width	890mm
Patient Surface Height	780 - 1030mm
Overall Width	880mm
Overall Length	1410mm
Overall Height	1490mm
Rail Height	610mm
Trendelenburg	+12°
SWL	50kg

Smile Paediatric Ward Bed



- Three function electrically adjustable paediatric bed designed with growing people in mind
- Colourful side rails and decals to meet interior design themes and add to a more cheerful patient environment
- Capacity to lengthen at the press of a button to transition from child to young adult size proportions
- Durable blow moulded side rails with gas spring dampeners for smooth operation
- Onboard battery provides ward mobility and emergency backup
- Integrated control panel in foot end section for carer and parent access
- 150mm castors for smooth movement

OPTIONAL

Paediatric Mattress (PED490110)
L: 1580mm, W: 790mm, H: 140mm

Oxygen Bottle Holder
(PED490120)



BIOCOTE®
Antibacterial frame coating for improved infection control

SWL
150kg

2 YEARS WARRANTY

Code	PED490100
Patient Surface Width	890mm
Patient Surface Length	1580 - 1980mm
Overall Width	890mm
Overall Length	1830 - 2180mm
Overall Height	550 - 950mm
Backrest Angle	0° - 70°
Knee Bend Angle	0° - 36°
Trendelenburg	-15° - 15°
Castor Size	150mm
SWL	150kg

ARTG - 294877

Matris Rooming-In Crib



- Transparent side panels allow full visibility
- Ventilation sections in either end to promote flow of clean air to the baby
- Drop down sides allow reinforced padded side sections to lay across the gap between crib and bed, creating a more natural and intimate maternal bonding experience, and safe lateral transfer of the baby
- Automatically locking 125mm castors with active handle compression required for brake release
- Integrated Trendelenburg tilt function
- Gas assisted height adjustment
- Mattress included

OPTIONAL

Clothes Basket
(PED490210)
ARTG 294878

Code	PED490200
Patient Surface Width	340mm
Patient Surface Length	660mm
Max Patient Weight	12kg
Overall Width	520mm
Overall Length	890mm
Overall Height	490 - 710mm
Trendelenburg	-6° - 12°
Castor Size	125mm

ARTG - 294878



BIOCOTE®
Antibacterial frame coating for improved infection control

2 YEARS WARRANTY

SWL
20kg

Baby Bassinet



- Transparent and durable ABS bassinet provides cradled comfort for newborns
- Heavy-duty stainless-steel frame and wipe clean surfaces
- Seamless foam mattress with multi-stretch medical grade Carrflex fabric and an in-built mesh extrusion for optimal breathability
- Hospital-grade castors: 100mm locking castors
- Bassinet elevation to reduce the effects of reflux
- Ward label for asset identification
- 2x polypropylene utility tubs for accessible storage

Code	PED490240
Bassinet Width	360mm
Bassinet Length	710mm
Overall Width	450mm
Overall Length	795mm
Overall Height (Incl. Bassinet)	1050mm
Product Weight	20kg
SWL	30kg

ARTG - 303540



3 YEARS WARRANTY
Frame

1 YEAR WARRANTY
Bassinet & Tubs



SWL
30kg



Patient Handling: Mobile

Patient handling is a necessary part of any hospital environment, but it can also be strenuous and potentially dangerous for both patient and nurses or carers.

The right equipment can make moving and transferring hospital patients simpler and safer. At Aidacare, we provide a variety of patient handling equipment that can eliminate or reduce the need for manually lifting and moving patients. Our products can suit a range of needs, providing support and assistance when needed.

The Aidacare range of patient handling equipment includes patient lifters and slings, ceiling hoists, movers, slide sheets, and evacuation sheets. We also offer an assortment of items that are ideal for bariatric patients. All items in our range are expertly manufactured for safe and easy use.

Aura Lifter Aluminium



TiMotion Control with Battery



Ergonomic handset

Code	LSS390615
Overall Width	685mm
Overall Length	1380mm
Overall Height	2130mm
Lifting Height	531mm - 1834mm
Lifter Weight	41.2kg
Castors	2 x 100mm front 2 x 125mm rear locking castors
SWL	250kg

ARTG - 224625

- **Floor Lifts:** Able to lift a patient direct from the floor to a seated or a lying position
- **Powered Leg Function:** Ensures stability and accessibility
- Patented sling hooks with integrated safety lock that shows when the sling clip is closed and safe for the transfer to commence
- **Ergonomic Handset:** Intuitive TiMotion control with battery/service indicators
- **Fixed Yoke:** Includes fixed 2-point sling bar (optional: 4-point sling bar)
- **Build Quality:** Durable aluminium frame with TiMotion electronics
- **Safety:** Emergency stop, lowering, and anti-entrapment features included
- **Intelligent Diagnostics:** System tracks usage and service, managed by servicing handset
- **Easy Transport/Storage:** Tool-free disassembly for ease of storage

Complies to AS/NZS ISO 10535:2024 standards



True Floor Lift

5 YEARS WARRANTY
Frame

3 YEARS WARRANTY
Electronics

1 YEAR WARRANTY
Battery & Handset

SWL
250kg

A205 Compact Lifter Aluminium



Quick release yoke with safety clips



Ergonomic handset

Code	LSS390610
Overall Width	620mm - 1095mm
Overall Length	1135mm
Overall Height	2045mm
Lifting Height	415 - 1800mm
Lifter Weight	38.1kg
Castors	2 x 75mm front 2 x 100mm rear locking castors
SWL	205kg

ARTG - 224748

- Quick release padded sling bar with safety clips and spring safety latch to connect/disconnect the sling bar
- Ergonomic handset with Linak technology fits neatly in the hand with an intuitive control panel
- Emergency stop button with emergency lowering and anti-entrapment technology
- Powered leg function which opens and closes the legs for lifting stability or accessibility
- Easy transportation and storage through quick and convenient tool free disassembly



5 YEARS WARRANTY
Frame

3 YEARS WARRANTY
Electronics

1 YEAR WARRANTY
Battery & Handset

SWL
205kg

A320 Bariatric Lifter Aluminium



- Ergonomic handles and support arms offers multiple grip points, assistance with Gait training and better leverage for turning
- Quick release padded 4-point sling bar with safety clips and spring safety latch to connect/disconnect the sling bar
- Ergonomic handset with Linak technology fits neatly in the hand with an intuitive control panel
- Emergency stop button with an emergency lowering feature and anti-entrapment technology
- Powered leg function which opens and closes the legs for lifting stability or accessibility



Quick release yoke with safety clips



Ergonomic handset

Code	LSS390630
Overall Width	765mm - 1190mm
Overall Length	1505mm
Overall Height	2165mm
Lifting Height	540 - 1940mm
Lifter Weight	63kg
Castors	2 x 100mm front 2 x 125mm rear locking castors
SWL	320kg



5 YEARS WARRANTY
Frame

3 YEARS WARRANTY
Electronics

1 YEAR WARRANTY
Battery & Handset

ARTG - 224625

Nova Stander Aluminium



- **Compact and Easy to Move:** Built with a lightweight aluminium frame, simple to manoeuvre, and has a high SWL
- **Bullhorn Lifting Handles:** Ensures patient stability with 2 sling attachment points
- Patented sling hooks with integrated safety lock that shows when the sling clip is closed and safe for transfer to commence
- **Ergonomic Handles:** Multiple grip points for carers of different heights and strengths
- **Ergonomic Handset:** Intuitive TiMotion control with battery/service indicators
- **Powered Leg Function:** Opens/closes legs for stability and accessibility
- **Safety:** Emergency stop, lowering and anti-entrapment features
- **Adjustable Padded Legrests:** Comfort and support for the patient
- **Intelligent Diagnostics:** System tracks usage and service, managed by a servicing handset



TiMotion Control with Battery



Ergonomic handset

Code	LSS390652
Overall Width	730mm
Overall Length	1097mm
Overall Height	1800mm
Lifting Height	692 - 1761mm
Lifter Weight	36kg
Castors	2 x 100mm front 2 x 125mm rear locking castors
SWL	250kg



5 YEARS WARRANTY
Frame

3 YEARS WARRANTY
Electronics

1 YEAR WARRANTY
Battery & Handset

Complies to AS/NZS ISO 10535:2024 standards

ARTG - 224748

STAR Patient Mover



Wide Entry

Code	LSS390580
Overall Width	525 - 925mm
Overall Length	920mm
Overall Height	1030mm
Seat Pad Height	850mm
Knee Pad Height	310 - 580mm
User Handle Height	865 - 960mm
Carer Handle Height	1025mm
Leg Width Range	520 - 740mm
Footplate Height from Floor	70mm
SWL	185kg

ARTG - 474530

- Wide seat entry to suit range of users
- Low footplate height for easy entry/exit
- Large 100mm castors (two rear locking) have low rolling resistance for a smooth ride during transportation
- Narrow base for access in tight spaces
- Height adjustable knee support ensures correct positioning range of patients
- Easy access seat pad handles provide reach-around access to carers
- Soft touch grab bar for comfort and stability during transfers
- Width adjustable legs with tapered close position allow access between and, or around chair legs



2 YEARS WARRANTY



Pivot Frame Manual / Powered

- Finely balanced central pivot line requires minimal manual handling effort to achieve the full pivot range and desired positioning
- Integrated power and control via lifter handset (Powered)
- Four clip sling attachment points
- Designed for use with Aidacare Aspire Patient Lifters and Clip Slings



Manual



Powered

Code	LSS390670 - Manual	LSS390665 - Powered
Compatible Lifters	A205, A320, 200	
Compatible Slings	Aspire Clip Slings	

ARTG - 301226

5 YEARS WARRANTY
Frame

3 YEARS WARRANTY
Electronics



Weigh Scales Integrated & In-Line



- Designed to be fitted on Aidacare Aspire Patient Lifters, however adaptable to most lifter brands
- Allows for an accurate weight measurement to be taken by a carer when a patient is suspended in a sling
- Large weight capacity of up to 320kg
- Easy to read LCD display



1. Integrated Weigh Scale (LSS390675)



2. Integrated Weigh Scale (LSS390682)



3. In-Line Weigh Scale (LSS390680)

Code	LSS390675	LSS390682	LSS390680
Type	Integrated Weigh Scale	Integrated Weigh Scale	In-Line Weigh Scale
Compatible Lifters	A150F, 200, A205	A150F, 200, A205, A320, Aura & Nova	A150F, A205, 200 & A320
Warranty	1 Year	1 Year	2 Years
SWL	200kg	250kg	320kg

ARTG - 224748



2 YEARS WARRANTY
In-Line Scale



1 YEAR WARRANTY
Integrated Scale



Deluxe General Purpose Sling



- Versatile sling offering body contoured fabric shaped for maximum patient comfort and support
- Sizing colour reference on edging of slings for easy visual identification
- For FIM score 1 or 2



Body Contoured Fabric

MATERIALS



SIZING COLOURS



Size	Loops (Polyester)	Loops (Mesh)	SWL
SML	LSS390700	LSS390716	200kg
MED	LSS390705	LSS390717	200kg
LRG	LSS390710	LSS390718	300kg
XL	LSS390715	LSS390719	300kg



1 YEAR WARRANTY

ARTG - 224718

Deluxe General Purpose Sling with Head Support



- This sling has a comfortable padded head support with rigidisers for posture management
- Sizing colour reference on edging of slings for easy visual identification



Body Contoured Fabric

MATERIALS



SIZING COLOURS



Size	Loops (Poly)	Clips (Poly)	Loops (Mesh)	Clips (Mesh)	SWL
SML	LSS390740	LSS390900	LSS390756	LSS390916	200kg
MED	LSS390745	LSS390905	LSS390757	LSS390917	200kg
LRG	LSS390750	LSS390910	LSS390758	LSS390918	300kg
XL	LSS390755	LSS390915	LSS390759	LSS390919	300kg
XXL	LSS3907551	-	LSS3907591	-	300kg
XXXL	LSS3907552	-	LSS3907592	-	300kg




1 YEAR WARRANTY

ARTG - 224720

Deluxe Hygiene Access Sling



- This sling offers generous underarm padding, quilted leg straps and a reinforced wide-cut back
- Padded polyester fabric for increased patient comfort
- Sizing colour reference on edging of slings for easy visual identification
- Security strap features Velcro and buckle fastening for easy positioning and added safety



Security Strap

MATERIALS



SIZING COLOURS



Size	Loops	SWL
SML	LSS390760	200kg
MED	LSS390765	200kg
LRG	LSS390770	300kg
XL	LSS390775	300kg
XXL	LSS390776	300kg
XXXL	LSS390777	300kg



1 YEAR WARRANTY

ARTG - 224719

Deluxe Hygiene Access Sling with Head Support



MATERIALS



SIZING COLOURS



Size	Loops	Clips	SWL
SML	LSS390780	LSS390940	200kg
MED	LSS390785	LSS390945	200kg
LRG	LSS390790	LSS390950	300kg
XL	LSS390795	LSS390955	300kg

ARTG - 224718

- Adjustable head support for additional patient safety and comfort
- Padded poly fabric and generous under arm padding.
- Available in padded polyester or polyester with clips
- Security belt with velcro and buckle
- Sizing colour reference on edging of slings for easy visual identification
- For FIM score 2 or 3



1 YEAR WARRANTY



Deluxe Hammock Sling with Head Support



MATERIALS



SIZING COLOURS



Size	Loops (Mesh)	Loops (Supersoft)	SWL
SML	LSS390860	LSS390800	200kg
MED	LSS390865	LSS390805	200kg
LRG	LSS390870	LSS390810	300kg
XL	LSS390875	LSS390815	300kg

ARTG - 224720

- Full body sling for high needs patients
- Mesh for general use or Supersoft for long periods of use
- Parasilk leg strap lining for easy positioning
- Sizing colour reference on edging of slings for easy visual identification
- For FIM score 1 or 2



Supersoft Sling



1 YEAR WARRANTY



Deluxe Low Friction Parasilk Sling



MATERIALS



SIZING COLOURS



Size	Loop	Clips	SWL
SML	LSS390880	LSS390960	200kg
MED	LSS390885	LSS390965	200kg
LRG	LSS390890	LSS390970	300kg
XL	LSS390895	LSS390975	300kg

ARTG - 224719 - Loops | ARTG - 224718 - Clips

- Parasilk material is low friction for easy positioning
- Supports the whole body and is suitable for general transfers, including seated to seated and bed to chair transfers
- Sizing colour reference on edging of slings for easy visual identification
- For FIM score 1 or 2



Deluxe Standing Sling



- Generous underarm padding and reinforced wide-cut back for comfort
- Quilted and padded under arm and on back to enhance patient comfort, stability and rigidity
- Security strap with velcro and buckle fastening for easy positioning and added safety.
- Sizing colour reference on edging of slings for easy visual identification
- For FIM score 3 or 4

MATERIALS



SIZING COLOURS



Size	Loops	Clips	SWL
SML	LSS390720	LSS390920	200kg
MED	LSS390725	LSS390925	200kg
LRG	LSS390730	LSS390930	300kg
XL	LSS390735	LSS390935	300kg
XXL	LSS390736	-	300kg
XXL	LSS390737	-	300kg



ARTG - 224720

Single Use Patient Sling



- General Purpose Sling with Head Support designed for single and exclusive patient use, to reduce risk of cross contamination between users
- Strong and durable non-woven fabric for a comfortable and safe lift
- ID tag for patient's name to help control exclusive use
- Intuitive usage indicator identifies when sling has been wet or washed, rendering it unusable
- Coloured binding identifies sling size
- Sold in packs of 5

MATERIALS



SIZING COLOURS



Size	Loops	SWL
SML	LSS391100	200kg
MED	LSS391110	200kg
LRG	LSS391120	200kg
XL	LSS391130	200kg




ARTG - 224718

Hybrid Sling with Head Support & Hygiene Access



- Hybrid design combines general purpose sling and hygiene sling design for versatility
- Padded head support with rigidiser for posture management
- Body contoured fabric shaping for maximum comfort and support
- Wider bottom cut-out provides easy removal of clothing or toilet transfers
- Easy clean and machine washable up to 85°C

MATERIALS



SIZING COLOURS



Size	Loops	SWL
SML	LSS390830	200kg
MED	LSS390835	200kg
LRG	LSS390840	300kg
XL	LSS390845	300kg



ARTG - 224718

Golvo 9000 Patient Lifter



OPTIONAL



- Vertical lifting motion with flexible lift strap is ideal for horizontal lifting, ambulation, and lifting from the floor
- Parallel base-width adjustment contributes to easier lifting of patients to/from chairs, beds, and the floor
- Armrests help to support patients during ambulation and make it easier for caregivers to manoeuvre the lift
- User display highlights device usage, including lift count, service required indicator, and overloads
- Optional quick-release hook system means caregivers can easily and rapidly change a sling bar or install a scale
- Ergonomic hand control for lift operation displays both battery usage and overload indicators

Code	LSS393100
Overall Width	735 - 1020mm
Overall Length	1185mm
Overall Height	2090mm
Lifting Height	571 - 1816mm
Material	Aluminium
Leg Function	Electric
SWL	200kg

ARTG - 367375

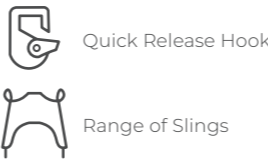
* An extensive assortment of accessories is available including slings, slingbars and scales



Golvo 9000 LowBase Patient Lifter



OPTIONAL



- Allows for even greater clearance under low beds or stretchers versus the standard model
- Armrests help to support patients during ambulation, as well as making it easier for caregivers to manoeuvre the lift
- Vertical lifting motion with flexible lift strap is ideal for horizontal lifting, ambulation and lifting from the floor
- Parallel base-width adjustment contributes to easier lifting of patients or residents to/from chairs, beds and the floor as well as making it easier for caregivers to manoeuvre the lift
- User display highlights device usage, including lift count, service required indicator, and overloads
- Ergonomic hand control for lift operation displays both battery usage and overload indicators

Code	LSS393105
Overall Width	745 - 1028mm
Overall Length	1185mm
Overall Height	2090mm
Lifting Height	571 - 1816mm
Material	Aluminium
Leg Function	Electric
SWL	200kg

ARTG - 367375

* An extensive assortment of accessories is available including slings, slingbars and scales



Viking M Patient Lifter



SWL
205kg

10 YEARS WARRANTY
Frame

2 YEARS WARRANTY
Electrical Parts

ARTG - 367374

- Ideal for lifting in small spaces
- Control box shows number of lift cycles, battery, lift overload, and service indicator
- Optional armrests help support patients during ambulation and make it easier for caregivers to manoeuvre the lift
- Three variable height settings
- Intuitive and ergonomically-designed hand control has indicators for low battery level and when exceeding the Safe Working Load
- An extensive assortment of accessories is available including slings, slingbars, and scales

OPTIONAL



Code	LSS393190
Overall Width	690 - 1110mm
Overall Length	1230mm
Overall Height	1340 - 2020mm
Lifting Height	420 - 1790mm
Material	Aluminium
Leg Function	Electric
SWL	205kg

Viking L Patient Lifter



SWL
250kg

10 YEARS WARRANTY
Frame

2 YEARS WARRANTY
Electrical Parts

ARTG - 367374

- An everyday flexible lifting solution
- Control box displays number of lift cycles, battery level, lift overload, and service indicator
- Optional armrests help support patients during ambulation as well as making it easier for caregivers to manoeuvre the lift
- Intuitive and ergonomically-designed hand control has indicators for low battery level and when exceeding the Safe Working Load
- An extensive assortment of accessories is available including slings, slingbars and scales

OPTIONAL



Code	LSS393180
Overall Width	695 - 1070mm
Overall Length	1360mm
Overall Height	2030mm
Lifting Height	460 - 1790mm
Material	Aluminium
Leg Function	Electric
SWL	250kg

Viking XL Patient Lifter



SWL
300kg

BARIATRIC

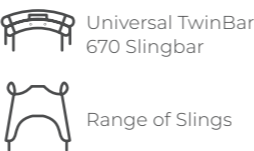
10 YEARS WARRANTY
Frame

2 YEARS WARRANTY
Electrical Parts

ARTG - 367374

- Ideal for bariatric lifts and transfers
- Control box displays number of lift cycles, battery level, lift overload and service indicator
- Optional quick-release hook system so caregivers can easily and rapidly change a slingbar or install a scale
- Optional armrests help support patients during ambulation as well as making it easier for caregivers to manoeuvre
- Intuitive and ergonomically-designed hand control has indicators for low battery level and when exceeding the Safe Working Load

OPTIONAL



Code	LSS393170
Overall Width	815 - 1130mm
Overall Length	1420mm
Overall Height	2110mm
Lifting Height	540 - 1910mm
Material	Aluminium
Leg Function	Electric
SWL	300kg

Sabina II EE Standing Lifter



OPTIONAL



Code	LSS393250
Overall Height	900 - 1000mm
Overall Length	1060mm
Overall Width	695 - 1115mm
Lifting Height	1050 - 1725mm
Material	Steel
Leg Function	Electric
SWL	200kg

ARTG - 365574

- Easily changeable sling bars - 350 SlingBar suits Liko SupportVest or Liko SafetyVest, Comfort SlingBar for ComfortVest™
- Conventional patient lifting to a limited extent, lifting in the sitting position
- Powerful lifting motor for smooth raising and lowering of patients
- Base-width adjustment for flexibility of use, enhancing patient mobility
- Adjustable height settings to accommodate patient sizes

SLING BAR OPTIONS (Sold separately)

Sabina II 350 SlingBar (LSS393270)

Sabina II Comfort SlingBar - 600mm (LSS393280)



10 YEARS WARRANTY
Frame

2 YEARS WARRANTY
Electrical Parts

SWL
200kg

Original Highback Sling with Head Support Mod.200/210



MATERIALS

Polyester

Mesh

Separated Leg Supports

- Offers a reclined seating position for patients with poor head and trunk stability
- Separated leg supports ensure that the patient does not sit on the sling after use
- Easily adaptable to the patient with comfortable full body support
- Can be used for floor transfers

Size	XS	SML	MED	LRG	XL
Code (Polyester)	LSS394610	LSS394620	LSS394630	LSS394640	LSS394650
Code (Mesh)	LSS394660	LSS394670	LSS394680	LSS394690	LSS394700
SWL	200kg	200kg	200kg	200kg	300kg

ARTG - 362803

1 YEAR WARRANTY

BARIATRIC

SWL
200kg

SWL
300kg



Soft Original Highback Sling with Head Support Mod.26



MATERIALS

Polyester

Separated Leg Supports

- Soft pliable plate for support when lifting from the recumbent position
- Reclined seating position for patients with poor head and trunk stability
- Separated leg supports ensure patient does not sit on the sling after use
- Easily adaptable to the patient with comfortable full body support
- Can be used for floor transfers
- Reinforced leg and back supports

Size	MED	LRG	XL	XXL
Code	LSS394570	LSS394580	LSS394590	LSS394600
	LSS394560 (Slim)			
SWL	200kg	200kg	500kg	500kg

ARTG - 362803

1 YEAR WARRANTY

BARIATRIC

SWL
200kg

SWL
500kg




ComfortSling Plus High with Head Support Mod.350

Liko



- Adapts to the body's contours without the need for individual adjustment
- Allows the patient to remain in the sling after application and transfer
- Enhanced width provides additional patient comfort
- Sling provides comfortable sitting posture with good back support

MATERIALS



1 YEAR WARRANTY

Size	MED	LRG	XL
Code	LSS394710	LSS394720	LSS394730
SWL	200kg	200kg	300kg

ARTG - 364530


SilhouetteSling with Head Support Mod.22

Liko



- Pliable sling that adapts to the body and requires minimal wheelchair space
- Recommended for lifting to sitting to/from close-fitting wheelchairs
- Provides a slightly reclined sitting posture suitable for patients with poor trunk stability
- Suitable to be used during bathing

MATERIALS



Adjustable Head Support



Size	XS	SML	MED	LRG
Code	LSS394450	LSS394460	LSS394470	LSS394440
SWL	200kg	200kg	200kg	200kg

ARTG - 364531


HygieneSling With Belt Mod.41

Liko



- Easy to apply sling that enables quick, smooth, and secure transfers
- Equipped with a large opening that facilitates dressing and undressing
- Works well with patients regardless of what clothing they are wearing
- Recommended for lifting to sitting to/from close-fitting wheelchairs
- Suitable to be used during bathing
- Reinforced leg support

MATERIALS



1 YEAR WARRANTY

Size	SML	MED	LRG	XL
Code	LSS394480	LSS394490	LSS394500	LSS394510
SWL	200kg	200kg	200kg	300kg

ARTG - 364529

Amputee Highback Sling with Head Support Mod.75

Liko

MATERIALS



- Designed for safe and secure lifting of patients with single and double leg amputations or contractures
- Can also be used for non-amputee patients who are slender and require a smaller sling
- Offers a sitting posture that is slightly reclined with leg supports applied parallel to each under both thighs
- Adjustable head support with reinforced leg support



Supports patient with leg amputations


Size	SML	MED	LRG	XL
Code	LSS394520	LSS394530	LSS394540	LSS394550
SWL	200kg	200kg	200kg	300kg

ARTG - 362814

UltraSling Bariatric Sling Mod.06

Liko

MATERIALS



- Designed for safe and comfortable lifting of bariatric patients
- Supports the entire back up to the shoulders
- Leg supports are installed individually on the sling bar, which gives the stomach space and the legs optimal support



Leg Support

Size	REGULAR
Code	LSS394410
SWL	500kg

ARTG - 365573

Solo Highback Disposable Sling with Head Support Mod.25

Liko

MATERIALS



- Designed for single patient use
- Can be used in most lifting situations
- Designed to adapt to the patient without any individual adjustments
- Strong non-woven polypropylene fabric that is non-washable and engineered to be disposed of when it has become soiled or when the patient no longer requires it
- Adaptable design
- Boxes of 20 (M-LG) & 8 (XL)

Size	MED	LRG	XL
Code	LSS394750	LSS394760	LSS394770
	LSS394740 (Slim)		
SWL	200kg	200kg	500kg

ARTG - 362804



SupportVest Standing Sling Mod.91



- Comfortable sling which lifts behind the back and under the arms
- Easy to use and requires only minimal individual adjustment so suits almost anyone
- Soft padding redistributes pressure evenly
- Supportive belt holds the vest in place

MATERIALS



Polyester

SWL 200kg

1 YEAR WARRANTY

Size	SML	MED	LRG	XL
Code	LSS394120	LSS394130	LSS394140	LSS394150
SWL	200kg	200kg	200kg	200kg

ARTG - 365575

ComfortVest Standing Sling Mod.95



- Sit-to-stand sling designed especially for patients who must avoid underarm pressure
- Outer vest supports the patient behind the back and outside the arms, while the inner waist belt prevents gliding and keeps the patient from sliding out of the vest
- Self-regulating tensioning function
- Ideal for patients who are paralysed on one side or have other conditions that inhibit underarm pressure

MATERIALS



Polyester

SWL 200kg

1 YEAR WARRANTY

Size	SML	MED	LRG	XL
Code	LSS394180	LSS394190	LSS394200	LSS394210
SWL	200kg	200kg	200kg	200kg

ARTG - 364530

SafetyVest Standing Sling Mod.93



- Sit-to-stand sling to assist patients who have poor stability
- Self-regulating tensioning function ensures both caregiver and patient feel secure
- Padded fabric provides high degree of friction and prevents gliding
- Optional sheepskin padding available for even more comfort

*Sabina seat strap not included



Sit-to-Stand Sling

MATERIALS



Polyester

OPTIONAL



Sheepskin Padding

SWL 200kg

1 YEAR WARRANTY

Size	MED	LRG
Code	LSS394160	LSS394170
SWL	200kg	200kg

ARTG - 365575

HygieneVest Toileting Sling Mod.55



MATERIALS



Polyester

- Designed for safe and comfortable transfers to and from the toilet
- Works well in complicated situations, such as when lifting amputees or patients with poor muscle tone
- Vest section firmly supports the upper body during transfer, while a generous opening leaves the lower body free for dressing and undressing

Size	SML	MED	LRG	XL
Code	LSS394220	LSS394230	LSS394240	LSS394250
SWL	200kg	200kg	200kg	200kg

ARTG - 364529

1 YEAR WARRANTY

SWL 200kg

MasterVest Gait Training Sling Mod.64



MATERIALS



Polyester

OPTIONAL



Leg harness

- Versatile training aid for toilet visits, standing, gait, and mobility training and standing positions
- Reduces strain on caregivers during physical training
- Easy transfers to and from toilet
- Lifts around upper body and partly under the arms, best suited to patients who support some weight
- Leg harness for improved support (optional)

Leg Harness (Optional)

Size	SML	MED/LRG	XL/XXL
Code	LSS394310	LSS394320	LSS394330
SWL	200kg	200kg	200kg

MasterVest Gait Training Sling

Size	SML	MED	LRG	XL	XXL
Code	LSS394260	LSS394270	LSS394280	LSS394290	LSS394300
SWL	200kg	200kg	200kg	200kg	200kg

ARTG - 362812


1 YEAR WARRANTY

SWL 200kg

LiftPants Gait Training Sling Mod.92



MATERIALS



Mesh

- Enables caregivers the ability to provide gait training while providing a sense of security for patients
- Offer freedom of movement while relieving the burden of body weight
- Provide necessary support to allow patient to move on his or her own with confidence
- Can be used on overhead or mobile patient lifters

Size	SML	MED	LRG	XL	XXL	XXXL
Code	LSS394340	LSS394350	LSS394360	LSS394370	LSS394380	LSS394390
SWL	200kg	200kg	200kg	500kg	500kg	500kg

ARTG - 365572



1 YEAR WARRANTY

SWL 500kg

SWL 200kg

Liko Accessories



	Code	Description
1	LSS393510	Universal SlingBar 450
	LSS393520	Universal SlingBar 450 with Quick-release Hook
	LSS393550	Universal SlingBar 600 with Quick-release Hook
2	LSS393270	Sabina II 350 SlingBar
3	LSS393280	Sabina II Comfort SlingBar 600 mm (23.6 in)

	Code	Description
4	LSS393560	Universal TwinBar 670
	LSS393570	Universal TwinBar 670 with Quick Release
5	LSS393630	Universal SideBars 450 with Storage Bag
6	LSS393670	LikoScale 350
	LSS393675	LikoScale 350 & Adapter Kit (as per image)

Evacuation Sheet



- Designed for the emergency evacuation of a non-ambulant person
- Fits discreetly underneath the resident's mattress secured by cross and corner straps
- Allows bed making to occur as normal
- Pulling straps located at head and foot ends
- Remains readily accessible in case of an unexpected emergency evacuation
- Fire retardant and highly durable, low friction surface
- Suitable for use by one or two carers
- Washable up to 95°C with water and mild detergent



Pulling Straps

SWL
300kg

BARIATRIC

1 YEAR WARRANTY

Code	TSE672526
Width	720 - 900mm
Length	1900mm
SWL	300kg


Slide Sheet



- Nylon material designed to assist in sliding and transferring patients
- Low friction fabric slides on itself to facilitate patient bed mobility
- High quality Nylon fabric and stitching for durability
- Aspire slide sheets can be laundered for ongoing patient hygiene



MATERIALS



Nylon

Size	Small	Large
Code	TSE673070	TSE673080
Width	1450mm	1450mm
Length	1000mm	2000mm

1 YEAR WARRANTY

ARTG - 156965

One Way Slide Non-Slip

- Non-slip mesh grips securely to smooth surfaces such as vinyl upholstery
- Soft seating surface can remain under patient throughout the day and facilitate multiple repositions
- Foot strap threads through back of the chair to assist the carer with effortless positioning into seat
- Machine washable



1 YEAR WARRANTY

Code	TSE673050
Width	450mm
Length	440mm

ARTG - 156965

One Way Slide Foot Operated

- Non-slip mesh grips securely to smooth surfaces
- Soft seating surface can remain under patient throughout the day and facilitate multiple repositions
- Foot strap threads through back of the chair to assist the carer with effortless positioning into seat
- Machine washable



Foot Strap Threads



1 YEAR WARRANTY

Code	TSE673052
Width	450mm
Length	1300mm

ARTG - 156965

Positioning Slide Foot Operated

- Designed with care staff in mind, low friction surfaces allow for easy patient manoeuvring with minimal lift
- For patients with a lower risk of slipping while sitting in a chair
- Manoeuvre the patient easily to the back of the chair or sideways for transfers
- Foot strap threads through back of chair to assist the carer with positioning
- Machine washable



1 YEAR WARRANTY

Code	TSE673054
Width	460mm
Length	1375mm

ARTG - 156965

Swivel Cushion

- Low friction pivot allows easy sit and swivel entry and exit from vehicles
- Minimises exertion and the likelihood of injury, and improves the angle of access to or from mobility equipment
- Plush velour fabric and generous padding for maximum comfort
- Machine washable



1 YEAR WARRANTY

Code	TSE673056
Width	440mm

ARTG - 156965

Mangar Eagle Lifting Cushion



- The Eagle Lifting Cushion is a practical solution for safe and dignified lifting
- Ideal for small spaces like bathrooms, its compact design fits where traditional equipment can't
- Inflate quickly with the Airflo Compressor and hand control
- User-friendly for all, with minimal training required
- Suitable for both indoor and outdoor use, independently or with assistance. Easy to clean with a mild liquid cleaner
- Simply deflate, fold, and store in the carry bag for infection control
- Lift with confidence! The Eagle can support individuals up to 220kg, offering strong back support
- Perfect for home care and supported living, it reduces caregiver injuries and provides comfort to users, including those with cognitive impairments



Code	LSS403800
Seat Depth	570mm
Overall Width	640mm
Overall Length	1120mm
Max. Height	560mm
Backrest Length	520mm
Product Weight	4.5kg
SWL	220kg

SWL 220kg

2 YEARS WARRANTY

ARTG - 453515

Mangar Camel Lifting Cushion



- The Camel Lifting Cushion is designed for single-handed care, it deflates flat to lift someone who has fallen
- With an inbuilt backrest and internal ring construction, it offers a fully supportive lift
- Provides a safe, dignified lift for a fallen person
- The Airflo Compressor and simple hand control make inflation straightforward
- Reduces the risk of musculoskeletal injury for the carer
- Backrest offers additional support from lying to sitting
- Lifts individuals up to 320kg
- Rigid and supportive for back, neck, and head
- Suitable for supported living apartments and home care
- Simple to use with minimal training required
- Can be used independently or with assistance



Code	LSS403810
Seat Depth	470mm
Overall Width	700mm
Overall Length	1120mm
Max. Height	560mm
Backrest Length	810mm
Product Weight	6.5kg
SWL	320kg

SWL 320kg

BARIATRIC

2 YEARS WARRANTY

ARTG - 453515

Mangar Elk Lifting Cushion



- The ELK Lifting Cushion is a compact and convenient, battery-powered solution
- If someone falls, they can shuffle onto the cushion or be rolled on from the recovery position
- With support from behind, the ELK inflates at the touch of a button, bringing them to a raised seated position, ready to stand
- Suitable for the tightest spaces
- Lifts up to 450 kg, suitable for any age
- Portable: weighs just 3.6 kg and folds for easy carrying
- Simple to use, minimizing moving and handling risks, protecting carers' backs
- Suitable for indoor and outdoor use
- Airflo compressor and simple hand control



Code	LSS403820
Overall Width	570mm
Overall Length	500mm
Max. Height	565mm
Product Weight	3.6kg
SWL	220kg

ARTG - 453515



2 YEARS WARRANTY

SWL 450kg

Mangar Rhino and Swift Supine Transfer System



- The Mangar Rhino is an inflatable lifting device designed to lift a person from the floor to the height of a bed or stretcher in a supine position
- Powered by the Airflo Duo pump, it operates on both mains and battery power, ensuring functionality regardless of where the patient falls
- Hands-free operation with the pump handset fixed to the inflatable device
- Screen printed markings for safe and correct patient positioning
- Lightweight design: 12kg plus bag (total < 20kg)
- Flexible, anti-rip material for easy folding and storage
- Visual and audio cues for detecting full inflation
- Specially designed carry bag for easy storage and transport
- Infection control materials with radio-frequency welded seams



Code	LSS403830
Overall Width	1120mm
Overall Length	2040mm
Max. Height	720mm
Product Weight	12kg
Combined Weight (incl. bag)	Under 20kg
SWL	320kg

ARTG - 453515



2 YEARS WARRANTY

BARIATRIC

SWL 500kg



Patient Handling: Ceiling Systems

Ceiling hoists are ideal for transferring patients within a hospital setting. Designed for use by those with limited mobility, these items of equipment can aid nurses and staff in their care and handling of patients. Unlike standing styles, ceiling lifts are secured to the roof. Utilising gantries and tracks, they are able to hoist and move patients around hospital rooms.

The Aidacare selection of ceiling hoists includes high-quality options that provide the utmost support and safety. Our products are able to gently and easily move patients while eliminating potential strains and injuries for staff. Our wide range of motor and track options allows us to cater to many needs.

As well as distributing ceiling hoist systems, we also provide expert advice and installation through our network of Aidacare and partner locations.

Ceiling Hoist Considerations

Aidacare is an experienced supplier and installer of ceiling hoist systems. We understand the risks involved in the installation and use of ceiling hoists and can help during the early-stage specification and design process to reduce risk and improve user-acceptance.

Our systems are world-class and are accompanied by accredited installation guidelines which allow us to work with a range of installers.

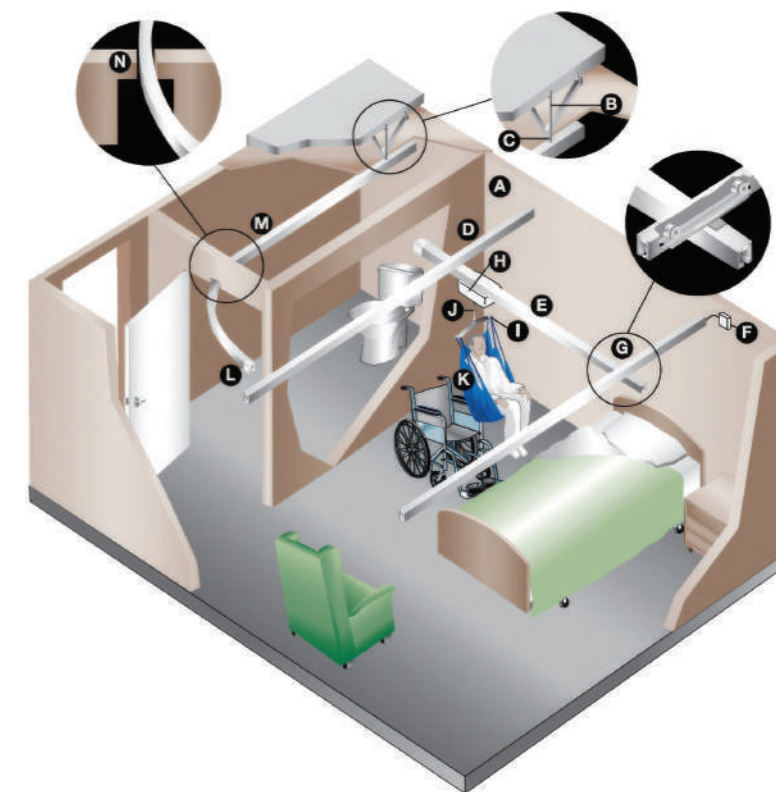
Aidacare is an ISO 9001 accredited company and consistently provides high-quality outcomes for Australia's largest Aged Care and Hospital providers.

We can supply and install a combination of motor, track and accessory options to suit client specification.

Some common examples of the options are provided in the diagram below.

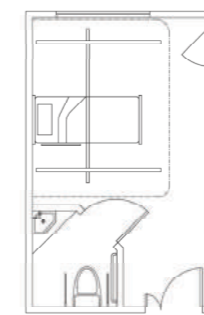


- A** Structural Attachment Point
- B** Threaded Rod/Steel Pendant
- C** Ceiling Bracket
- D** Ceiling Track
- E** Traverse (Track)
- F** Charging Station (Various charging options)
- G** X-Y/Traverse Rail Carrier
- H** Ceiling Lift Motor
- I** Spreader/Sling Bar
- J** Lift Strap
- K** Sling
- L** Gait Assembly
- M** Linear/Straight Track
- N** Modified Door Header



Consulting Solutions

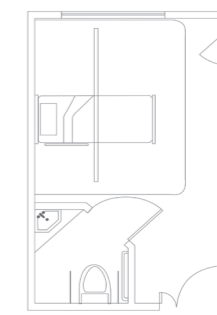
Aidacare has extensive experience with installation and user-acceptance of ceiling systems. Simple things can be identified during planning to reduce risk in the installation and improve user and patient outcomes. We can assist in developing the best solution.



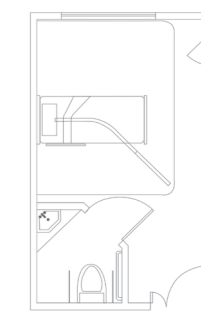
H / XY / Traverse



Linear Track
with Turn Table



Straight Monorail



J Track

CP200 Portable



- Hoist can be reversed to act as a portable or fixed unit
- Slimline, low profile, padded carry bar has six loop attachments as standard (four-point hook optional). Different width carry bars also available
- Unobtrusive low profile hoist provides greater lifting height
- All lifting and traversing operations have soft start / stop to ensure smooth transfers for the patient
- A host of safety features
- Smooth running tape with large lifting range
- State of the art display with lift counter
- Ergonomically designed handset with hold to run buttons and directional arrows requires minimum pressure to operate. Pneumatically controlled, safe for use in wet conditions
- Fire retardant cover completely encapsulates hoist
- Neat in track transformer, IP 67 rated
- Coloured direction indicators on hoist unit match hand control to ensure correct operation first time
- Emergency stop and manual emergency window

Exclusively distributed by Aidacare

SWL 200kg

5 YEARS WARRANTY
Frame

1 YEARS WARRANTY
Battery

ARTG - 286310

Code	LIC350105
Height Range	Up to 2100mm
Weight	4.5kg
SWL	200kg

Transactive XTRA Fixed



- Large array of configurations to suit changing needs
- Digital display screen provides essential information
- Manual wind down and raising for use during a power outage
- Unobtrusive low profile hoist provides greater lifting height
- Pneumatic handset is ideal for use in wet environments
- Smooth lifting/running tape with large lifting range
- Emergency lowering allows for the safe lowering of the in emergency situations
- Client safety is assured with locking latches to secure slings in place for all lifts

Exclusively distributed by Aidacare

SWL 200kg

SWL 270kg

5 YEARS WARRANTY
Frame

1 YEARS WARRANTY
Battery

ARTG - 286310

Code	LIC350170 - 200kg	LIC350180 - 200kg	LIC350220 - Curtain Jumper
Type	Manual	Powered	Manual
Height Range	Up to 2080mm	Up to 2080mm	Up to 2080mm
Weight	9.7kg	10.4kg	10.4kg
SWL	200kg - 270kg	200kg - 270kg	270kg

LikoGuard Patient Lift L/XL Fixed



- Combines powerful performance and enhanced safety features
- Newly designed 450 SlingGuard sling bar encourages the correct placement of sling loops for greater confidence in safe patient mobilisation
- Innovative emergency stop and manual emergency lowering mechanism that is easy to reach, engage, and operate with no tools, ladder, or force needed
- Two choices of IPX7 certified hand controls, one LED and one LCD backlit display. Both easy-to-use hand controls features battery, service and overload-indication. Advanced and intuitive LCD hand control offers graphical user interface with tracking of user and service data
- The LikoGuard lift system offers lift intervals of 230cm and supports quick release hooks, fixed sling bars and stretchers
- Choice of on-wall or in-rail charger

Exclusively distributed by Aidacare



Code	LIC359300	LIC359310
Size	Large	X-Large
Height Range	Up to 2300mm	Up to 2300mm
Weight	14kg	14kg
SWL	272kg	363kg

ARTG - 354052

20 YEARS WARRANTY
Frame

2 YEARS WARRANTY
Electrical Parts

1 YEAR WARRANTY
Battery

BARIATRIC

SWL 272kg

SWL 363kg

Multirall 200 Patient Lift Portable



- The Multirall 200 hoist is a portable ceiling hoist that can also be used for room-to-room patient transfers
- Can be used to transfer a patient between rooms in a sitting position, easily moving from one rail system to another with the use of a transfer strap
- It's portability makes it an excellent and economical solution for nursing home and hospital care situations where lifting needs are temporary
- Can be easily attached or removed with no tools and minimum effort from ceiling rails to facilitate convenient transport between rooms
- Quick sling bar change possible thanks to Q-link and the Quick-release hook
- Can be mounted two ways for ease of use

Exclusively distributed by Aidacare



Code	LIC359100
Height Range	Up to 1600mm
Weight	8.7kg
SWL	200kg

ARTG - 354052

20 YEARS WARRANTY
Frame

2 YEARS WARRANTY
Electrical Parts

1 YEAR WARRANTY
Battery

SWL 200kg

Likorall 242 Patient Lift Fixed



- The Likorall 242 ceiling hoist is designed to meet demanding lifting requirements
- The system is an ideal choice for those who want to move the lift motor along a track electronically with a transfer motor, or to control the system with a wireless hand control option
- The patented safety drum with speed limiter facilitates electrical emergency lowering
- Can be equipped with a special carriage for planned transfers between different rooms
- Wireless hand control
- Quick sling bar change possible thanks to Q-link and the Quick-release hook
- Simple wall charging via hand control or in rail

Exclusively distributed by Aidacare

SWL
200kg

20 YEARS WARRANTY
Frame

2 YEARS WARRANTY
Electrical Parts

1 YEAR WARRANTY
Battery

ARTG - 354052

Code	LIC359535 - S with Manual Emergency Lowering
	LIC359510 - S R2R (Room-to-Room)
	LIC359515 - ES with Manual Emergency Lowering
	LIC359500 - ES R2R (Room-to-Room)
Height Range	Up to 2050mm
Weight	13kg - 13.2kg (R2R)
SWL	200kg

Likorall 250 Patient Lift Fixed



- The Likorall 250 ceiling hoist is designed to meet demanding lifting requirements
- The system is an ideal choice for those who want to move the lift motor along a track electronically with a transfer motor, or to control the system with a wireless hand control option
- The patented safety drum with speed limiter facilitates electrical emergency lowering
- Can be equipped with a special carriage for planned transfers between different rooms
- Wireless hand control
- Quick sling bar change possible thanks to Q-link and the Quick-release hook
- Simple wall charging via hand control or in rail charging

Exclusively distributed by Aidacare

SWL
250kg

20 YEARS WARRANTY
Frame

2 YEARS WARRANTY
Electrical Parts

1 YEAR WARRANTY
Battery

ARTG - 354052

Code	LIC359520 - Likorall 250 ES - Powered
	LIC359530 - Likorall 250 S IRC - Manual
Height Range	Up to 2050mm
Weight	12.6kg
SWL	250kg



Scan to browse our Movement & Therapy products online or visit aidacare.com.au to see our full range of products and services

Movement and Therapy

Aidacare offers a state of the art range of equipment for movement therapy in hospitals. The equipment is designed to rehabilitate, strengthen, and mobilise patients with restricted movement.

Our range is designed support therapy programs, assist with pain management, and help with strength and conditioning.

Layson Supine Trainer

MOTOmed®



Shown in use, treatment table not included

ARTG - 282987

- Provides passive, motor-assisted and active training of the lower extremities for patients in intensive care units, critical care, early rehabilitation and dialysis
- Easily and effortlessly adapted to the individual needs
- Flexibly moved to the patient's bed and positioned
- 4-point ground fixation enables a stable stand
- Plastic-coated safety foot shells with disinfectable fastening straps (pair, including pedal cranks)
- Gas spring support for height adjustment
- Knee bending adjustment including adjustment wheel
- Colour touch display (7"), rotatable, inclinable (basic equipment with fixed operating panel)
- Selectable parallel chassis or expandable chassis with ground fixation
- Sturdy metal construction, high quality and stable with closed plastic body (PC/ABS), easy to clean and disinfect
- Easily movable with large castors (Ø 7.5cm)
- Patient remote control
- Pedal radius: 7cm

Code	FPM101150 - Layson
	FPM101160 - Layson Kidz LA
	FPM101170 - Layson LA
	FPM101180 - Layson L
Width	620 - 1000mm
Length	1340 - 1610mm
Height	1180 - 1660mm
Unit Weight	80kg
SWL	135kg

Loop Range Leg or arm/upper body trainer

MOTOmed®



Loop A - Arm Trainer Only



Loop L - Leg Trainer Only

SWL 135kg

ARTG - 282987

- Passive active trainer available in either a Leg (L) or Arm (A) training configuration
- Colour touch display (7"), retractable and inclinable
- Easily movable with large transport rollers (Ø 13cm)
- Closed plastic body (PC/ABS), easy to clean/disinfect
- Plastic-coated safety foot shells with Velcro fastening
- 2-stage pedal radius adjustment (7cm or 12.5cm)
- Leg trainer pedal axle height adjustable 30-45cm
- Arm trainer pedal axle height adjustable 90-105cm
- Reduced height stand for complex use footplate
- Therapy and motivation program, training programs, and games
- Serial interface, USB interface

Code	FPM101130 - Loop Range
	FPM101145 - L - Leg Trainer Only
	FPM101147 - A - Arm Trainer Only
Width	600mm
Length	700mm
Height	1070 - 1220mm
Unit Weight	36kg
SWL	135kg

Loop LA Range leg and/or arm/upper body trainer

MOTOmed®

- Passive active trainer can be quickly and easily switched from arm to leg training
- Tool free height adjustment of leg or arm/upper body
- Colour touch display (7"), retractable and inclinable
- Easily movable with large transport rollers (Ø 13cm)
- Closed plastic body (PC/ABS), easy to clean/disinfect
- Plastic-coated safety foot shells with Velcro fastening
- 2-stage pedal radius adjustment (7cm or 12.5cm)
- Leg trainer pedal axle height adjustable (30 - 45cm)
- Arm trainer pedal axle height adjustable (90 - 105cm)
- Reduced height stand for complex use footplate
- Therapy and motivation program, training programs, and games
- Serial interface, USB interface
- LA Light Basic is without comfort options
- P LA enables quick, motor-assisted rotations up to 90rpm (movement therapy for parkinson's patients)

Code	FPM101120 - LA Prof.
	FPM101140 - LA Light
	FPM101141 - LA Light - Basic
	FPM101149 - P LA - Parkinson's
Width	600mm
Length	700mm
Height	1070 - 1220mm
Unit Weight	36kg
SWL	135kg

ARTG - 282987



Loop LA Prof.



Loop LA Light
Shown in use, the chair is not included



Loop LA Prof.
Shown in use, wheelchair not included

SWL 135kg

Gracile12 Paediatric leg and/or arm/upper body trainer

MOTOmed®

- Trainer for paediatric patients that provides movement of limbs in a semi-recumbant position
- Passive, Assistive and Active Training
- Electronic foot insertion aid
- Speed from 1 - 60rpm (passive)
- Resistance from 0 - 20 (active)
- Motor power from 1 - 10 (passive)
- Preset therapy time from 0 - 120 minutes
- Movement Protection and Spasm Control
- Quiet, gentle and harmonious cycle movement (Smooth Drive System)
- Safety stop and Symmetry Training
- Therapy and motivation programs
- Detailed biofeedback during and after training
- Language selection

Code	FPM101110
Width	550mm
Length	600 - 880mm
Height	990 - 1140mm
Unit Weight	33kg
SWL	90kg

ARTG - 282987



Also available as Leg Trainer only



SWL 90kg

MUVI Leg and/or arm/upper body trainer
with simultaneous movement

MOTOMed®



SWL
135kg

ARTG - 282987

- Passive or active training, movement speed, and the resistance level for legs and arms can be adjusted separately for simultaneous movement
- Simultaneous or independent leg and arm training which can improve effectiveness of therapy
- Trainer can be upgraded to an FES Cycle with the Hasomed RehaMove2 (FMP100185)
- Electronic foot insertion aid
- Speed from 1 to 60rpm (passive), resistance from 0 to 20 (active), motor power from 1 to 10 (passive)
- Presetting of therapy time from 0 to 120 minutes
- Movement protection and spasm control, safety stop
- Symmetry training of leg and arm/upper body trainer
- Quiet, gentle and harmonious cycle movement
- Gentle starting and stopping of the movement
- Therapy, training and motivation programs
- Detailed biofeedback during and after training
- Export of training data, import of training programs
- Tool-free horizontal, vertical and radial adjustment



Shown in use,
wheelchair
not included

Code	FPM101100
Width	600mm
Length	950 - 108mm
Height	1240 - 1350mm
Unit Weight	51kg
SWL	135kg

RehaMove2

HASOMED⁺



Can be attached to Motomed
products for: Motion Training
with Functional Electrical
Stimulation (FES)

- Portable electrical stimulation device that generates impulses on up to 8 channels simultaneously to activate impaired/paralyzed muscles via surface electrodes
- Relieves muscle spasms, prevent or avoid atrophy due to immobilization, increase the local blood flow or increase respectively maintain the range of motion
- Designed for use in a specific rehabilitation system using an ergometer for FES Cycling
- Big graphical display, pressure-sensitive buttons, and a rotary switch
- Numerous parameters for power and temporal sequence of the impulses can be adjusted individually
- RehaMove2 is designed as portable (contains a battery) as well as stationary device for training and rehabilitation applications
- Tapping [Stop] on the screen or pressing the Quick-Stop button stops the movement and stimulation immediately. Electrode error detection function stops the device in case of faulty electrodes or other errors
- Certified according to the international standards EN 60601-1 and EN 60601-2-10 for medical technical devices and systems

Code	FMP100185
------	-----------

ARTG - 282987

MOTOMed Accessories

MOTOMed®



1. Leg Guides with Calf Shells



2. Leg Guides with Plastic-Coated Calf Shells



3. Pedal Radius Quick Adjustment



4. Hand Fixation by Wrist Cuff



5. Forearm Shells with Arm Cuff



6. Soft Grip Handles



7. Plastic-coated Handles



8. Tetra Handles



9. Vertical Handles with Hand Rests



10. Plastic-coated Ergo Handles



11. Plastic-coated Forearm Shells




12. Wheelchair Stabiliser

	Code	Description	MUVI	Loop	Gracile12	Positions
1	FPM102280	Leg Guides with Calf Shells - White (pair)		●		🦿
2	FPM102200	Leg Guides with Plastic Coated Calf Shells	●	●		🦿🦿
	FPM102550	Leg Guides with Plastic Coated Calf Shells & Disinfectable Fastening Straps (Pair)	●	●		🦿🦿
	FPM102680	Plastic Coated Safety Foot Shells	●	🔄		🦿🦿
3	FPM102600	Pedal Radius Quick Adjustment (Leg Trainer - Pair)		🔄		🦿🦿
	FPM102520	Pedal Radius Quick Adjustment (Arm Trainer - Pair)	●	●		🦿🦿
4	FPM102220	Hand Fixation - Large (Adult)	●	●	●	🦿🦿🦿🦿
	FPM102230	Hand Fixation - Small (Children)	●	●	●	🦿🦿🦿🦿
	FPM102250	Hand Fixation by Wrist Cuff - Medium (Children)	●	●	●	🦿🦿🦿🦿
	FPM102260	Hand Fixation by Wrist Cuff - Medium (Young Adult)	●	●	●	🦿🦿🦿🦿
5	FPM102610	Forearm Shells with Arm Cuff - Medium		🔄	🔄	🦿
6	FPM102440	Soft Grip Handles (Pair)		🔄		🦿
	FPM102560	Soft Grip Handles with Quick Release System (Pair)		●		🦿
7	FPM102580	Plastic-coated Handles with Quick Release System (Pair)	●	🔄		🦿🦿
8	FPM102700	Tetra Handles (Pair)		●		🦿🦿🦿🦿
	FPM102710	Tetra Handles with Quick Release System (Pair)	●	●		🦿🦿🦿🦿
9	FPM102530	Vertical Handles with Hand Rests (Pair)		●		🦿🦿🦿🦿
	FPM102570	Vertical Handles with Hand Rests & Quick Release System (Pair)	●	●		🦿🦿🦿🦿
10	FPM102540	Plastic-coated Ergo Handles (Pair)		●		🦿🦿🦿🦿
	FPM102580	Plastic-coated Ergo Handles with Quick Release System (Pair)	●	●		🦿🦿🦿🦿
11	FPM102640	Plastic-coated Forearm Shells with Easy-To-Clean Fastening Straps & Quick Release System (Pair)	●	●		🦿🦿🦿🦿
12	FPM102170	Wheelchair Stabiliser	●	●		🦿🦿🦿

● Accessories 🔄 Model-dependant equipment

Code	Description
FPM102290	Velcro Strap Elastic with Flap & Hook Tape 50x495mm (Toe Area)
FPM102310	Velcro Strap 50x520mm + 2 Hook Tapes 38x35mm
FPM102320	Velcro Hook for Ankle Joint Area (self fixing)
FPM102330	Velcro Hook for Ankle Toe Area (self fixing)
FPM102106	Retractable Data Cable - Layson

Code	Description
FPM102470	Arm Trainer Axle Loop - for MOTOMed Loop.LA
FPM102480	Pedal Crank with Parallel Adjustment and Arm - Loop.LA
FPM102105	TrainCare with Plastic Coated Leg Guides (Layson Adult)
FPM102107	TrainCare Kidz with Plastic Coated Leg Guides (Layson Kidz)



Falls Prevention

These devices enable you to live more safely at home or to facilitate safety and care for hospital patients and aged care facility residents.

There are a number of items which can be easily integrated into any environment including, emergency call systems, alerting devices, and fall safety mats. Making your environment safer reduces the likelihood of injury and falls.

Dual Beam Bed Monitor

INVIS-A-BEAM

OPTIONAL ACCESSORIES



Entry Pass
(BEA007211)

The Entry Pass is like a master key. It allows the nurse free access to the patient without worrying about switches.

When the nurse attends to the patient in response to an alarm:

- The Entry Pass cancels the alarm
- The bed monitor alarms automatically resets when the nurse leaves the bed



Invisalert - Pager
(BEA007214)

INVISALERT allows the nurse free access to the patient without worrying about switches.

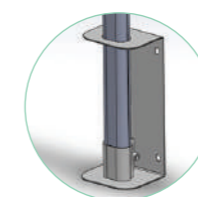

- Displays the location of the alarm source – bed and room
- Vibrating alarm
- Audible alarm

When the nurse attends to the patient in response to an alarm:

- INVISALERT cancels the alarm
- The bed monitor alarms automatically resets when the nurse leaves the bed

APPLICATIONS

- Hospitals
- Aged Care Facilities
- Nursing Homes
- High Care



Wall Mount Bracket
(BEA007274)

2 YEARS WARRANTY

Code	Product
BEA007216	Dual Beam Monitor w/ Mono & Stereo
BEA007217	Dual Beam Monitor w/ Remote Alarm
BEA007218	Dual Beam Monitor w/ Invisalert
BEA007215	Remote Alarm with Power Supply
BEA007255	3.7V Rechargeable Battery Pack
BEA007256	Power Supply Charger
BEA007274	Wall Mount Bracket

- Monitors both sides of the bed with precise invisible beams
- Alerts the nurse at the earliest stage, when the patient attempts to leave the bed
- Alerts the staff of any unauthorised entry to the bed
- Monitor alarm cancels when the nurse enters the bed's field
- Monitor alarm automatically resets when the nurse leaves
- Monitors both sides of the bed with precise invisible beams
- Total wireless operation
- Bed free of equipment and cables
- Hands-free – a bonus for infection control
- Activity at the bedside can be recorded
- Can be used for lowered beds; also for bariatrics
- Invisa-beam uses heavy duty, industrial German sensors

Chair Monitor



2 YEARS WARRANTY

ARTG - 173590



- An early warning monitoring device that gives positive detection for falls prevention, uses an invisible beam to monitor a defined distance in front of a chair and is also suitable for use at toilets and doorways
- Operated by power or battery and has a fixed height

Code	Product
BEA007190	Chair Monitor w/ Remote Alarm
BEA007192	Chair Monitor w/ Invisalert Pager

INVISABEAM

Adjustabeam Monitor



2 YEARS WARRANTY

ARTG - 173590



- This is a 2-in-1 monitoring system
- Monitors the width of the chair or the length of the bed, also useful for doorways and bathrooms
- Power or battery operated
- The height is adjustable.

Code	Product
BEA007225	Monitor w/ Mono & Stereo Plug
BEA007226	Monitor w/ Remote Alarm
BEA007227	Monitor w/ Invisalert


INVISABEAM

Free-Standing MPM Monitor




2 YEARS WARRANTY

ARTG - 173590



- Free-standing bed monitor stands at head of bed to a side
- Power operated
- The height is adjustable for lowered beds



Wall Mount Bracket (BEA007274)

Code	Product
BEA007220	MPM Bed Monitor w/ Mono & Stereo Plug
BEA007221	MPM Bed Monitor w/ Remote Alarm
BEA007222	MPM Bed Monitor w/ Invisalert

INVISABEAM

Cordless Chair Pad Kit

- The Cura¹ Cordless Chair Pad Kit includes a 6 Channel Monitor with plug pack, cordless chair pad and transmitter, nurse call connection cable and double adapter lead
- When a patient gets up from their chair the monitor will alarm and trigger the nurse call system
- Program another five Cura¹ cordless devices as required
- Chair Pad size: 380 x 255mm

Code	Product
BEA007439	Cordless Chair Pad Kit
BEA007434	Cordless Chair Pad (Pad Only)

ARTG - 205007



1 YEAR WARRANTY

cura¹

Cordless Bed Pad Facility Kit

- The Cura¹ Floor Sensor Mat Kit for facility use includes a 6 Channel Monitor with power pack, Universal Single Fold Bed Pad and Universal Transmitter, nurse call connection cable and double adapter lead
- Place the floor mat around the room to monitor a patient's movement. When the patient stands on floor mat the monitor will alarm and trigger the nurse call system
- Program another five Cura¹ cordless devices as required
- Bed Pad size: 760 x 510mm

Code	Product
BEA007557	Cordless Bed Pad Facility Kit
BEA007432	Cordless Bed Pad (Pad Only)

ARTG - 205007



1 YEAR WARRANTY

cura¹

Chair & Bed Pads

- Alarm system activates when a resident or patient falls or gets up out of a bed or chair
- Re-arms itself if the resident / patient gets back onto the pad
- Ventilated neck helps to prevent moisture build up
- Non-allergenic soft PVC that is easy to clean



All pads are compatible with Cura¹ Six Channel Cordless Fall Monitor (BEA007428)

Code	Product
BEA007424	SafeTime Chair Pad (380x255)
BEA007416	Premium Chair Pad (380x255)
BEA007434	Cordless Chair Pad (380x225)

Code	Product
BEA007422	SafeTime Bed Pad (760x510)
BEA007412	Premium Bed Pad (760x510)
BEA007432	Cordless Bed Pad (760x510)

ARTG - 205007



1 YEAR WARRANTY

cura¹

Deluxe Floor Alertamat



- Plush carpet floor mat is a safe falls prevention solution that suits modern care environments
- Distinguished look is an ideal solution for situations where a patient with dementia would otherwise avoid the mat
- A robust, long life floor alarm with simple plug and play set up
- Long lasting welded seams for durability
- Large size to prevent overstepping by the user

NURSE CALL
READY

WIRELESS

1 YEAR
WARRANTY

ARTG - 306083



Code	Product	Length	Width
BEA007615	Deluxe Floor Alertamat System (includes mat & monitor)	900mm	600mm
BEA007616	Deluxe Floor Alertamat (Mat Only)		
BEA007570	Wireless Deluxe Floor Alertamat System (includes mat & monitor)		
BEA007618	Wireless Deluxe Floor Alertamat (Mat Only)		

Floor Plus Alertamat



- Heavy duty floor mat provides a safe falls prevention solution with maximum longevity
- Simple plug and play so carer can quickly set up and operate with ease
- A robust, long life floor alarm
- Long lasting welded seams for durability
- Large size to prevent overstepping by the user
- Hygienic, anti-bacterial easy-clean material

NURSE CALL
READY

WIRELESS

1 YEAR
WARRANTY

ARTG - 306083



Code	Product	Length	Width
BEA007620	Floor+ Alertamat System (includes mat, monitor & cables)	800mm	550mm
BEA007621	Floor+ Alertamat (Mat Only)		
BEA007575	Wireless Floor+ Alertamat System (includes mat & monitor)		
BEA007623	Wireless Floor+ Alertamat (Mat Only)		

Crash Mat with Wireless Nurse Call Alert



- Soft padded mat helps to minimize serious injury in the event of a fall from bed
- Alerts carers if patient impacts with mat, whether due to an accidental fall or controlled exit of bed
- Wireless connect-and-play system
- No cables, extra safe and versatile
- 95m wireless range from transmitter to receiver
- Genuine non-slip base

NURSE CALL
READY

WIRELESS

1 YEAR
WARRANTY

ARTG - 306083



Code	Product	Length	Width
BEA007580	Alerta Crash Mat (with Mat, Transmitter, Receiver & Cables)	180mm	600mm

Chair Alertamat



OPTIONAL:

- Main Powered
- Battery Powered

- Alerts carers if patient leaves or attempts to leave chair, helping to manage falls risk
- Simple plug and play ensures carer can quickly set up and operate with ease
- High and low volume alert
- Multiple choice alarm tone
- Adjustable delay to reduce false alarms
- Alarm is reset automatically when patient returns to the chair
- Hygienic, antibacterial easy-clean material
- System includes: chair pad, alarm monitor, stereo and mono nurse call cables



Code	Product	Length	Width
BEA007600	Chair Alertamat System (includes pad, monitor & cables)	380mm	250mm
BEA007560	Wireless Chair Alertamat System (includes pad, monitor)		
BEA007657	Wireless Chair Alertamat (Mat Only)		



ARTG - 306083

1 YEAR
WARRANTY

NURSE CALL
READY

WIRELESS

Bed Alertamat



OPTIONAL:

- Main Powered
- Battery Powered

- Warns of falls risk if patient leaves / tries to leave bed
- Simple plug and play for easy set up and operation
- High and low volume alert, multiple alarm tones
- Adjustable delay to reduce false alarms
- Alarm automatically resets when patient returns
- Hygienic, antibacterial easy-clean material
- System includes: bed pad, alarm monitor, stereo and mono nurse call cables



Code	Product	Length	Width
BEA007605	Bed Alertamat System (includes pad, monitor & cables)	760mm	250mm
BEA007660	Bed Alertamat (Mat Only)		
BEA007565	Wireless Bed Alertamat System (includes pad, monitor & cables)		
BEA007662	Wireless Bed Alertamat (Mat Only)		



ARTG - 306083

1 YEAR
WARRANTY

NURSE CALL
READY

WIRELESS

Alerta Detect Infrared System



OPTIONAL:

- Main Powered
- Battery Powered

- Infrared motion sensor system alerts when detecting body movement, providing an alternative to bed pads
- Ensures patient freedom and safety, giving carers advanced warning if patients are at risk of falling or attempt to wander



Code	Product
BEA007610	Alerta Detect Infrared System
BEA007670	Alerta Detect Receiver
BEA007675	Alerta Detect Sensor



Large sensor range of up to 95m ensures all types of room configurations are covered

ARTG - 306083

1 YEAR
WARRANTY

NURSE CALL
READY

WIRELESS

Alerta Detect Infrared System



- Provides reassurance with large, easy-to-press buttons for instant alarm activation when needed
- Alerts caregiver to user's needs
- Connects to the nurse call system via an Alerta Alarm Monitor for centralised activation
- Includes lanyard and wall-mounted holder for remote use

NURSE CALL
READY

WIRELESS

1 YEAR
WARRANTY


ARTG - 306083



Wireless Nurse Call Button (BEA007632)

Code	Product
BEA007631	Wireless Nurse Call System (Includes Button, Receiver & Cables)
BEA007632	Wireless Nurse Call Button (Button only)

Accessories and Plug Identification



Mono Plug

Stereo Plug

Most nurse call systems take one of the following plug types:
Mono and Stereo cables are the most common connection types in nurse call systems in Australia. Alerta alarm systems are supplied with both mono and stereo cables when purchased as a system, to ensure there is no delay upon installation.
If you require further assistance please contact: sales@aidacare.com.au

1. Wireless Transmitter

2. Alarm Monitors

3. Double Adapter

4. Extension Cable

5. Single Cable

6. AlertaCall Nurse Button

7. Dual Cable

8. Mains Power Cable

	Code	Product
1	BEA007672	Transmitter for Wireless Systems
2	BEA007665	Alarm Monitor - Wired
	BEA007670	Alarm Monitor - Wireless (Alerta Detect)
3	BEA007635	Double Adapter - Mono
	BEA007640	Double Adapter - Stereo
4	BEA007645	Extension Cable - Mono
	BEA007650	Extension Cable - Stereo
5	BEA007690	Mono Cable
	BEA007685	Stereo Cable

ARTG - 306083

	Code	Product
6	BEA007625	AlertaCall Nurse Call Button - Mono
	BEA007630	AlertaCall Nurse Call Button - Stereo
7	BEA007680	Mains Power Cable
8	BEA007700	Dual Mono Cable
	BEA007695	Dual Stereo Cable
	BEA007705	Floor Mat to Alarm Cable
	BEA007691	Ring/Sleeve Cable
	BEA007692	Tip Ring Cable
	BEA007687	Receiver Split Cable - Stereo



Scan to browse our Trolleys & Carts online or visit aidacare.com.au to see our full range of products and services

Trolleys and Carts

Medical trolleys and carts are invaluable items on hospital wards. Ideal for transporting a wide range of necessary items, they provide many benefits, such as portable storage and convenient surface space. They also help staff safely move multiple items at one, saving time and reducing risk.

The Aidacare range of hospital trolleys and carts is diverse and can cater to the many different needs of medical and clinical facilities. Our selection includes utility, dressing and instrument trolleys as well as carts that are ideal for dispensing medications and laundry trolleys. In addition, we also offer a range of patient trolleys, which are ideal for safely and easily transporting patients from one room, ward or area to another.

All of our trolleys and carts are durable and designed to withstand the demands of a hospital setting.



Paediatric Crash Cart



5 YEARS WARRANTY
Structural

1 YEAR WARRANTY
Accessories

- Designed to accommodate the Broeslow System of colour coded drawers
- Ensures doctors and technicians can quickly identify critical supplies in emergency situations
- Fitted standard with a keyless break-away lock and a comprehensive range of standard accessories
- Standard inclusions are a waste bin with lid, breakaway lock, oxygen bottle holder, and a defibrillator tray

Code	Description	Height	Length	Width	Drawers
WAT909690	Cream - 10H	1100mm	610mm	790mm	8x 3", 1x 6", 0x 9"

Medication Cart



5 YEARS WARRANTY
Structural

2 YEARS WARRANTY
Digital Lock

1 YEAR WARRANTY
Accessories

- The powerful all-round solution for a multitude of applications including Treatment, Procedure, IV, Trauma, Dressing, Supply and as a General cart
- Fully customisable with a host of accessories (see page 108) and a wide range of drawer configurations
- Sleek lines, strong construction and smooth maneuverability
- Comes standard with work surface and dividers for all drawers and a waste bin with lid and is available with either a digital lock or a key lock

Digital Lock

Code	Description	Height	Length	Width	Drawers
WAT909430	Blue - 8H	900mm	610mm	790mm	1x 3", 2x 6", 1x 9"
WAT909440	Blue - 9H	1000mm	610mm	790mm	5 x 3", 1 x 9"
WAT909450	Blue - 9H	1000mm	610mm	790mm	2x 3", 2x 6", 1x 9"
WAT909460	Blue - 10H	1100mm	610mm	790mm	1x 3", 3x 6", 1x 9"
WAT909510	Cream - 8H	900mm	610mm	790mm	1x 3", 2x 6", 1x 9"
WAT909540	Cream - 9H	1000mm	610mm	790mm	2x 3", 2x 6", 1x 9"
WAT909550	Cream -10H	1100mm	610mm	790mm	1x 3", 3x 6", 1x 9"
WAT909552	Cream - 10H	1100mm	610mm	790mm	8x 3", 1 x 6"

Key Lock

Code	Description	Height	Length	Width	Drawers
WAT909470	Blue - 8H	900mm	610mm	790mm	1x 3", 2x 6", 1x 9"
WAT909480	Blue - 9H	1000mm	610mm	790mm	5 x 3", 1 x 9"
WAT909490	Blue - 9H	1000mm	610mm	790mm	2x 3", 2x 6", 1x 9"
WAT909500	Blue - 10H	1100mm	610mm	790mm	1x 3", 3x 6", 1x 9"
WAT909560	Cream - 8H	900mm	610mm	790mm	1x 3", 2x 6", 1x 9"
WAT909590	Cream - 9H	1000mm	610mm	790mm	2x 3", 2x 6", 1x 9"
WAT909600	Cream - 10H	1100mm	610mm	790mm	1x 3", 3x 6", 1x 9"

Aidacare Isolation Cart



5 YEARS WARRANTY
Structural

1 YEAR WARRANTY
Accessories

- The Aidacare Isolation Cart offers all the desirable features for high-risk infection control areas, from its smooth, brightly coloured exterior, to its modular, configurable large-volume deep drawers
- Capable of supporting heavier loads with its strong robust construction
- Comes with a waste bin with lid, extended surface and includes dividers for all drawers
- Note: does not have a lock

Code	Description	Height	Length	Width	Drawers
WAT909610	Yellow - 8H	900mm	610mm	790mm	1x 6", 2x 9"
WAT909620	Yellow - 9H	1000mm	610mm	790mm	3x 9"

Medication Sachet Cart



5 YEARS WARRANTY
Structural

2 YEARS WARRANTY
Digital Lock

1 YEAR WARRANTY
Accessories

- The Aidacare Medication Sachet Cart offers large capacity and flexible organisation of treatment supplies in 3" and 9" seamless drawers that feature a unique integrated divider system
- Includes expansive work area, with a slide out work surface as standard
- The durable steel frame and unique spread castor position ensure stability, making the cart easy to move and control
- Includes a waste bin with lid as standard
- Available with either a digital lock or a key lock

Digital Lock

Code	Description	Height	Length	Width	Drawers
WAT909520	Cream - 8H	900mm	610mm	790mm	5x 3", 1x 9"mm
WAT909530	Cream - 9H	1000mm	610mm	790mm	6x 3", 1x 9"mm

Key Lock

Code	Description	Height	Length	Width	Drawers
WAT909570	Cream - 8H	900mm	610mm	790mm	5x 3", 1x 9"mm
WAT909580	Cream - 9H	1000mm	610mm	790mm	6x 3", 1x 9"mm

Emergency Cart



5 YEARS WARRANTY
Structural

1 YEAR WARRANTY
Accessories

- The Aidacare Emergency Crash Cart has sleek lines and strong construction
- Smooth maneuverability will make it the choice in emergency departments
- Simple breakaway lock offers easy access, combined with additional essential security
- Comes standard with essential accessories, including a waste bin with lid, breakaway lock, oxygen bottle holder and a defibrillator tray
- Customisable to suit a range of applications

Code	Description	Height	Length	Width	Drawers
WAT909400	Red - 8H	900mm	610mm	790mm	3x 3", 1x 6", 1x 9"
WAT909410	Red - 9H	1000mm	610mm	790mm	2x 3", 2x 6", 1x 9"
WAT909420	Red - 10H	1100mm	610mm	790mm	3x 3", 2x 6", 1x 9"

Anaesthesia Cart



5 YEARS WARRANTY
Structural

2 YEARS WARRANTY
Digital Lock

1 YEAR WARRANTY
Accessories

- A versatile and customisable solution for your workflow
- Features a sleek design, robust construction, and easy maneuverability, it meets individual needs
- Includes a waste bin with lid
- Available with either a digital lock or a breakaway lock

Digital Lock


Code	Description	Height	Length	Width	Drawers
WAT909630	Green - 8H	900mm	610mm	790mm	1x 3", 2x 6", 1x 9"
WAT909640	Green - 9H	1000mm	610mm	790mm	2x 3", 2x 6", 1x 9"
WAT909650	Green - 10H	1100mm	610mm	790mm	1x 3", 3x 6", 1x 9"

Breakaway Lock


Code	Description	Height	Length	Width	Drawers
WAT909660	Green - 8H	900mm	610mm	790mm	1x 3", 2x 6", 1x 9"
WAT909670	Green - 9H	1000mm	610mm	790mm	2x 3", 2x 6", 1x 9"
WAT909680	Green - 10H	1100mm	610mm	790mm	1x 3", 3x 6", 1x 9"

Aidacare Cart Accessories







1. Castors




2. Accessory Rail




3. Accessory Tower




4. Adjustable IV Pole




5. Clear Sub-Dividers




6. CPR Board




7. Defibrillator Shelf




8. Drawer Dividers




9. Drawer Labels




10. Plastic Tag




11. Drawer Tab Fillers




12. Glove Box Container




13. Laptop Holder




11. Oxygen Tank Holder




15. Plastic Seal Lock




16. Sharps Holder




17. Small Tilt Bin Unit




18. Medium Tilt Bin Unit




19. Large Tilt Bin Unit



20. Tablet Holder



21. Top Surface Clear Mat



22. Waste Bin with Lid

1 YEAR WARRANTY

*Sharps container not included

	Code	Description
1	WAT907661	150mm Castor - Non-Braking
	WAT907662	150mm Castor - Braking
	WAT907663	150mm Castor - Tracking
2	WAT907133	Accessory Rail
3	WAT907190	Accessory Tower
4	WAT907130	Adjustable IV Pole
5	WAT907350	Clear Sub-Dividers - All Drawers - 3"
	WAT907352	Clear Sub-Dividers - Narrow Drawers - 5"
	WAT907340	Clear Sub-Dividers - All Drawers - 7"
	WAT907355	Clear Sub-Dividers - 6" & 9" Drawers - Tall - 5"
6	WAT907341	Clear Sub-Dividers - 6" & 9" Drawers - Tall - 7"
	WAT907120	CPR Board
7	WAT907110	Defibrillator Shelf
8	WAT907330	Drawer Dividers - Short - Grey
	WAT907335	Drawer Dividers - Tall - Grey
9	WAT907380	Drawer Label - Green - Anaesthesia Cart
	WAT907400	Drawer Label - Red - Emergency Cart
	WAT907410	Drawer Label - Yellow - Isolation Cart
	WAT907420	Drawer Label - Blue - Medication Cart
10	WAT907105	Drawer Label - Plastic Tag


	Code	Description
11	WAT907325	Drawer Tab Fillers - Grey
	WAT907326	Drawer Tab Fillers - Blue
	WAT907327	Drawer Tab Fillers - Yellow
	WAT907328	Drawer Tab Fillers - Green
	WAT907329	Drawer Tab Fillers - Red
12	WAT907134	Glove Box Container
13	WAT907202	Laptop Arm & Bracket
	WAT907203	Laptop Holder for WAT907202
	WAT907204	Computer Monitor Arm
14	WAT907206	Computer Monitor Arm & Laptop Holder
	WAT907100	Oxygen Tank Holder
15	WAT907690	Plastic Seal Lock
16	WAT907135	Sharps Container Holder*
17	WAT907155	Tilt Bin Unit - Small - 6 Compartment
18	WAT907150	Tilt Bin Unit - Medium - 5 Compartment
19	WAT907140	Tilt Bin Unit - Large - 4 Compartment
20	WAT907205	Tablet Holder
21	WAT907131	Top Surface Clear Mat
22	WAT907136	Waste Bin with Lid

ARTG - 203303 - Accessory Rail and Sharps Container Holder


eCart Range




- Lightweight composite aluminium/plastic panels, reduces cart noise while in motion and damaged panels can be easily replaced
- Drawers fitted with soft close runners and dampeners - prevents drawers from opening while in motion
- Raised drawer handles for grip and easy cleaning
- Recessed ABS plastic top and storage compartment with height adjustable push handle
- Slide out shelf fitted with runners for smooth, stable operation
- Keyed mechanical lock or optional digital lock
- 3x 125mm anti-static total lock castors and 1x directional lock castor




1. Medication Cart (Webster)
3 Drawers




2. Medication Cart
4 Drawers + Dividers




3. Medication Cart
5 Drawers + Dividers




4. Med/Theatre Wide Cart
4 Drawers + Dividers




5. Med/Theatre Wide Cart
5 Drawers + Dividers




6. Anaesthetic Cart (Blue)
5 Drawers + Containers




7. Emergency Cart (Red)
5 Drawers




8. Sachet Cart
6 Drawers + Dividers




9. Procedure Cart (Grey)
5 Drawers



10. Isolation Cart (Yellow)
4 Drawers



11. Economy Cart
2 Drawers




12. Economy Cart
3 Drawers + Dividers

5 YEARS WARRANTY


	Code	Description	Length	Width	Height
1	WAT901120	Medication Cart - 3 Drawers (Webster)	520	760	1075
2	WAT901130	Medication Cart - 4 Drawers + Dividers (12)	520	760	1075
3	WAT901140	Medication Cart - 5 Drawers + Dividers (12)	520	760	1045
4	WAT901150	Medication/Theatre Wide Cart - 4 Drawers + Dividers (12 & 14)	570	870	1065
5	WAT901160	Medication/Theatre Wide Cart - 5 Drawers + Dividers (12 & 14)	570	870	1065
6	WAT901170	Anaesthetic Cart (Blue) - 5 Drawer s+ S/Steel Top + Guardrail + Tilt Containers (17)	570	870	1065
7	WAT901180	Emergency Cart (Red) - 5 Drawers + Oxy Carrier + IV Pole + Cardio Board	570	870	1065
8	WAT901210	Sachet Cart - 6 Drawers + Dividers (10)	545	760	1580
9	WAT901220	Procedure Cart (Grey) - 5 Drawers + IV Pole + Storage Basket	520	760	1075
10	WAT901230	Isolation Cart (Yellow) - 4 Drawers + Glove Dispenser Holder + Dividers (12)	520	760	1045
11	WAT901100	Economy Cart - 2 Drawers + Fixed Push Handle (Webster)	520	760	1075
12	WAT901110	Economy Cart - 3 Drawers + Dividers (12) + Fixed Push Handle	520	760	1075

eCart Accessories







1. Anti-Tamper Lock




2. Basket




3. Bottle Cabinet




4. Cardiac Board




5. Chart Holder




6. Dividers




7. Double Shelf




8. Single Shelf




9. Guard Rail




10. Stainless Steel Top




11. IV Pole




12. IV Pole Corner Bracket




13. Oxygen Bottle Carrier




14. Sharps Holder




15. Tablet Arm




16. Waste Bin




17. Webster Clips




18. Glove Dispenser




19. Tilt Container - 4




20. Tilt Container - 5




21. Tilt Container - 6




22. Tilt Container - 9



23. Mount Arms for Tilt Container



24. Defibrillator Arm



25. Folding Side Shelf

	Code	Description
1	WAT902105	Anti-Tamper Lock
2	WAT902110	Basket
3	WAT902120	Bottle Cabinet - Fitted with Key Lock
4	WAT902130	Cardiac Board
5	WAT902140	Chart Holder
6	WAT902150	Dividers (1x Set) (4x3 = 12)
7	WAT902220	Equipment Shelf - Double
8	WAT902230	Equipment Shelf - Single
9	WAT902250	Guard Rail
10	WAT902310	Stainless Steel Top
11	WAT902260	Intravenous Pole with Corner Bracket
12	WAT902261	Corner Bracket for Universal IV Pole
13	WAT902280	Oxygen Bottle Carrier
14	WAT902300	Sharps Holder
15	WAT902320	Tablet Arm
16	WAT902380	Waste Bin

	Code	Description
17	WAT902390	Webster Clips (Pair) to Suit Wire Webster Rack
18	WAT902400	Glove Dispenser
19	WAT902330	Tilt Container - 4
20	WAT902340	Tilt Container - 5
21	WAT902350	Tilt Container - 6
22	WAT902360	Tilt Container - 9
	WAT902394	Tilt Container
	WAT902396	Tilt Mount with Containers
23	WAT902370	Mount Arms for Tilt Container (Pair)
	WAT902160	Divider Name Tabs
24	WAT902170	Defibrillator Arm
25	WAT902240	Folding Side Shelf
	WAT901115	Drive Unit
	WAT902090	Accessory Rail
	WAT902392	Consumable Tray

ARTG - 281758

Linen Skip Stainless Steel No Lid



OPTIONAL

-  Soiled Linen Skip Push Handle - Stainless Steel (LAC500925)
-  Soiled Linen Skip Bag Support - Stainless Steel (LAC500920)
-  Buffer Disc and Reducing Bush (LAC500930)
-  Waste Bin Clip On Frame with 30L Bin - Stainless Steel (LAC500926)

- Stainless steel frame
- Open top (no lid)
- Fully welded joints assists with infection control
- Heavy duty 100mm swivel castors for safe manual handling
- Fixed uprights for swift bag removal

Code	LAC500800	LAC500810	LAC500820
Size	Single	Double	Triple
Width	430mm	860mm	1280mm
Length	430mm	430mm	430mm
Height	940mm	940mm	940mm



5 YEARS WARRANTY

Linen Skip Stainless Steel With Lid



OPTIONAL

-  Soiled Linen Skip Push Handle - Stainless Steel (LAC500925)
-  Soiled Linen Skip Bag Support - Stainless Steel (LAC500920)
-  Buffer Disc and Reducing Bush (LAC500930)
-  Waste Bin Clip On Frame with 30L Bin - Stainless Steel (LAC500926)

- Stainless steel frame
- Foot operated lid operation
- Fully welded joints assists with infection control
- Heavy duty 100mm swivel castors for safe manual handling
- Fixed uprights for swift bag removal
- Coloured lid labels included

Code	LAC500860	LAC500870	LAC500880
Size	Single	Double	Triple
Width	460mm	920mm	1360mm
Length	430mm	430mm	430mm
Height	945mm	945mm	945mm




5 YEARS WARRANTY

Linen Skip Powder Coated No Lid



OPTIONAL

-  Buffer Disc and Reducing Bush (LAC500930)

- Powder coated steel frame
- Open top (no lid)
- Fully welded joints assists with infection control
- 75mm swivel castors for safe manual handling
- Fixed uprights for swift bag removal

Code	LAC500830	LAC500840	LAC500850
Size	Single	Double	Triple
Width	430mm	860mm	1290mm
Length	430mm	430mm	430mm
Height	890mm	890mm	890mm



5 YEARS WARRANTY

Linen Skip Powder Coated With Lid



- Powder coated steel frame
- Foot operated lid operation
- Fully welded joints assists with infection control
- 75mm swivel castors for safe manual handling
- Fixed uprights for swift bag removal
- Coloured lid labels included

5 YEARS WARRANTY



OPTIONAL



Buffer Disc and Reducing Bush to Suit Linen Skips (LAC500930)

Code	LAC500890	LAC500900	LAC500910
Size	Single	Double	Triple
Width	430mm	860mm	1280mm
Length	430mm	430mm	430mm
Height	940mm	940mm	940mm

Soiled Linen Bags



- Replacement soiled linen bags to suit linen skips
- Available in full size, half size, and waterproof variations

*Pictured with Linen Skip (sold separately)

1 YEAR WARRANTY

Code	Type	Colour	Capacity
LAC353130	Standard	White	15kg
LAC353140	Standard	Blue	15kg
LAC353160	Standard	Green	15kg
LAC353170	Standard	Red	15kg
LAC353180	Standard	Yellow	15kg
LAC353190	Standard	Purple	15kg
LAC353060	Waterproof	White	15kg
LAC353020	Waterproof	Blue	15kg
LAC353040	Waterproof	Green	15kg

COLOUR OPTIONS



Code	Type	Colour	Capacity
LAC353050	Waterproof	Red	15kg
LAC353070	Waterproof	Yellow	15kg
LAC353030	Waterproof	Black	15kg
LAC353105	Half Size (OH&S)	White	10kg
LAC353106	Half Size (OH&S)	Blue	10kg
LAC353107	Half Size (OH&S)	Green	10kg
LAC353108	Half Size (OH&S)	Red	10kg
LAC353109	Half Size (OH&S)	Yellow	10kg
LAC353110	Half Size (OH&S)	Purple	10kg


Soiled Linen Trolley Lids



- Replacement lid for foot operated linen trolley
- Lids available in a variety of colours



Replacement Stickers (LAC500915)



White Lid with Stickers (LAC500636)

1 YEAR WARRANTY

COLOUR OPTIONS



Code	Type	Colour
LAC500636	Plastic with Stickers	White
LAC354100	Plastic	Blue
LAC354110	Plastic	Green
LAC354130	Plastic	Red
LAC354140	Plastic	White
LAC354150	Plastic	Yellow
LAC500915	Replacement Stickers	

Moist Linen Trolley

OPTIONAL



Moist Linen Trolley Lid SML (LAC500940) LG (LAC500945)



Push Handle (LAC500935)

- Mobile trolley designed to transport and dispose soiled linen in hospital environments
- Strong galvanised base
- Durable polyethylene linen tub
- 4x heavy duty 125mm swivel castors for safe manual handling

Code	LAC354025	LAC354030
Size	Small	Large
Width	710mm	750mm
Length	1000mm	1360mm
Height	790mm	790mm
Capacity	320L	450L



125mm Swivel Castors



5 YEARS WARRANTY Moist Linen Trolley

1 YEAR WARRANTY Lids & Push Handle

4H200 Wet/Dry Linen Trolley



OPTIONAL



Push Handle SML (LAC354215) MED (LAC354220) LG (LAC354225)

- For transporting and disposing of soiled linen in hospitals and aged care facilities
- Spring-loaded base designed to reduce manual strain, promoting occupational health and safety
- Fitted with heavy-duty nylon swivel castors for effortless manoeuvrability
- Optional push handle
- Spring cover standard on medium and large trolleys

Code	LAC354210	LAC354190	LAC353380
Size	Small	Medium	Large
Width	600mm	680mm	800mm
Length	800mm	1100mm	1400mm
Height	800mm	850mm	850mm



Small

Medium



Large

5 YEARS WARRANTY

4H227 Clean Linen Trolley Economy



OPTIONAL



Front Cover SML (LAC353644) LG (LAC353600)



Small with Front Cover

- Designed specifically for healthcare and aged care settings, this trolley provides a dependable and efficient solution for clean linen transport
- Durable, lightweight materials for easy handling and reliable performance
- 125mm castors for smooth and quiet manoeuvrability, which reduces effort and noise
- Two shelves, a top tray, and an ergonomic push handle
- Wall buffer discs

Code	LAC353640	LAC353610	LAC353620	LAC353590
Size	Small - Open	Large - Open	Small - Closed	Large - Closed
Width	525mm	550mm	525mm	550mm
Length	920mm	1100mm	920mm	1100mm
Height	1040mm	1400mm	1040mm	1400mm



Large - closed (3 Shelf)

5 YEARS WARRANTY

Deluxe Clean Linen Trolley



5 YEARS WARRANTY

- Durable lightweight aluminium panels and robust steel frame
- Two tone epoxy powder coated
- Optional top tray with raised edging for additional storage
- Heavy duty 200mm swivel castors (2 x total lock and 2 x directional lock)
- Multi height push handles located at both ends
- 4 corner wall buffers

OPTIONAL



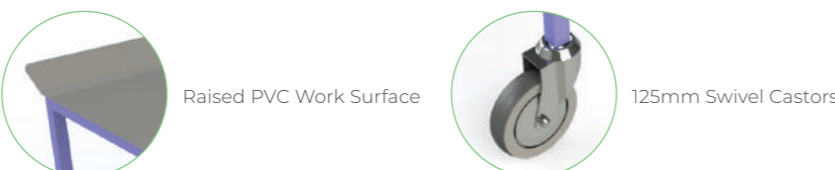
Code	LAC353560
Width	625mm
Length	1285mm
Height	1430mm

Linen Folding Table



3 YEARS WARRANTY

- 4x heavy duty 125mm swivel castors
- Durable robust construction
- Powder coated steel frame
- Promotes quick and efficient linen storage time



Code	LAC501000
Operation	Fixed Height
Width	650mm
Length	1200mm
Height	900mm

Garment Dispensing Trolley



3 YEARS WARRANTY

- Lightweight mild steel construction
- Epoxy powder coated finish
- Corner buffers
- Push handle both ends
- Large diameter heavy duty swivel castors:
 - 125mm diameter for 16 and 20 basket trolleys
 - 150mm diameter for 30 basket trolley



Code	LAC353650	LAC353660	LAC353680	LAC353470
Capacity	16 Baskets	20 Baskets	30 Baskets	Crate
Width	700mm	700mm	700mm	325mm
Length	1140mm	1140mm	1610mm	430mm
Height	1355mm	1355mm	1355mm	130mm

4H242 Garment Rack



3 YEARS WARRANTY

- Lightweight durable construction with epoxy powder coated frame
- Space-saving 'Z' base design allows easy access
- Large and low resistance castors lock in place when not in use


Code	LAC353462
Type	Z Base
Width	650mm
Length	1425mm
Height	1750mm

Stock Trolley



5 YEARS WARRANTY

- Lightweight robust construction with fixed perforated basket
- Push Handle on both ends
- Heavy duty 125mm polyurethane swivel castors with swivel buffer discs for wall protection
- Epoxy powder coated finish



Code	WAT825510
Width	450mm
Length	700mm
Height	950mm

Food Tray Dispensing Trolley



- OPTIONAL
- Food Tray - 450 x 350mm - Plastic Small (WAT824700)
 - Food Tray - 560 x 404mm - Plastic Regular (WAT824710)
 - Cover for 8 Tray Trolley Pockets & 4 Grips (WAT824716)
 - Cover for 16 Tray Trolley Pockets & 4 Grips (WAT824717)
 - Cover for 24 Tray Trolley Pockets & 4 Grips (WAT824715)
 - Stainless steel top shelf
 - Push handle at both ends
 - Stainless steel frame
 - 2x directional lock castors
 - 2x directional swivel castors
 - Corner buffers
 - Can be manufactured to suit any tray size or configuration

Code	WAT823500	WAT823600	WAT824000
Capacity	8 Tray	16 Tray	24 Tray
Width	615mm	900mm	1330mm
Length	460mm	575mm	575mm
Height	1490mm	1490mm	1490mm



5 YEARS WARRANTY

Food Tray Clearing Trolley



- Lightweight stainless steel, fully welded construction
- 40mm safe edge on top of tray to prevent spills
- Push handle at both ends
- Stainless steel frame
- 4x 125mm grey rubber swivel castors

OPTIONAL



Food Tray - 450 x 350mm - Plastic Small (WAT824700)

Code	WAT824400	WAT824600
Size	2 Shelf	3 Shelf
Width	500mm	500mm
Length	800mm	800mm
Height	950mm	950mm

5 YEARS WARRANTY

Flow Chart Trolley



- Lightweight aluminium work platform 670mm x 800mm
- Spring assisted high / low adjustment 850-1300mm, 3x flow chart clips
- Pen and implement retainer
- Stainless steel uprights
- Epoxy powder coated top
- Stable 4 point pre zinc treated epoxy powder coated contoured base
- 2x 100mm total lock grey rubber castors

5 YEARS WARRANTY

Code	WAT900940
Width	800mm
Height	850-1300mm

Arm Operating Table



- Robust stainless steel construction with no cross bars allowing access from both sides
- X-ray translucent top
- Height adjustable 670 - 825mm
- 100mm total lock grey rubber castors

5 YEARS WARRANTY

Code	WAT820190
Width	450mm
Length	850mm
Height	670 - 825mm

Cart Trolley



SWL 60kg
1 YEAR WARRANTY

- Ideal for transporting small to medium size materials
- 2 tier folding trolley that is lightweight and fully portable
- Foot brake and removable wheels
- 46 litre capacity with extra boxes available
- Safe working load upper tray 20kg, lower tray 40kg
- Folded Dimensions 670 x 470 x 110mm

Code	WAT758020	WAT758021
Length	495	490
Width	340	340
Height	1020	260

IV Pole Mobile Nesting



- Cast iron base with stainless steel pole for stability, durability and better performance with heavy devices
- 5 star nesting base design to minimise storage space
- One hand height adjustment

Code	WAT820185
Width	637 x 518mm
Height	1354 - 2214mm

ARTG - 303542



Nesting Base



2 YEARS WARRANTY

IV Pole Mobile Nesting



- Stainless steel 25mm diameter upright with Internal pneumatic dampener to retard adjustment speed and a heavy 5 star 500mm diameter base
- 4 point "pig tail" IV bag attachment
- 50mm or 100mm grey rubber swivel castors with wheel bearings
- Optional Push Handle Ring available

Code	WAT820181	WAT820182
Castors	50mm	100mm
Width	500mm	500mm
Height	1350 - 2250mm	1350 - 2250mm



Nesting Base



5 YEARS WARRANTY

PPE Dispenser Mobile Nesting/Wall Mountable



- Nesting base design to minimise storage space
- 5 Star polyurethane base
- Organised storage system
- One hand height adjustment
- Cast iron base with stainless steel pole for stability, durability and better performance with heavy devices

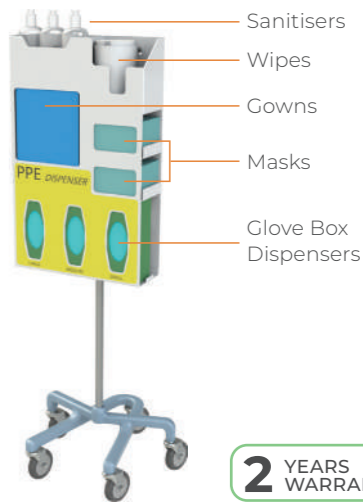
Code	WAT820187	WAT824752
Type	Mobile Nesting	Wall Mountable
Width	637 x 518mm	430 x 130mm
Height	1354 - 2214mm	700mm



Nesting Base




Wall Mountable Option Available



2 YEARS WARRANTY

Instrument / Dressing Trolley (Stainless Steel)


These trolleys feature a durable stainless steel construction and are equipped with total lock castors on the front wheels, ensuring stability and safety. The guard rail on three sides provides additional protection, while the 140mm deep drawers are fitted with high-quality runners and are soft-close for smooth and secure operation at all times.




1. Instrument Trolley
Square Frame




2. Instrument Trolley
Square Frame + 1 Drawer




3. Instrument Trolley
Square Frame + 2 Drawers



4. Instrument Trolley
Square Frame + 4 Drawers




5. Dressing Trolley
Wide Frame



6. Dressing Trolley
Wide Frame + 1 Drawer



7. Dressing Trolley
Wide Frame + 2 Drawers



8. Instrument/Dressing Trolley
Flat Top



9. File Trolley
Lockable lid



10. Folding Shelf
Stainless Steel

3 YEARS WARRANTY

	Code	Description	Length	Width	Height
1	WAT900800	Instrument Trolley - Square Frame	500	500	1040
2	WAT900810	Instrument Trolley - Square Frame + 1 Drawer	500	500	1040
3	WAT900820	Instrument Trolley - Square Frame + 2 Drawers	500	500	1040
4	WAT900830	Instrument Trolley - Square Frame + 4 Drawers	500	500	1040
5	WAT900840	Dressing Trolley	800	500	1040
6	WAT900850	Dressing Trolley - 1 Drawer	800	500	1040
7	WAT900860	Dressing Trolley - 2 Drawers	800	500	1040
8	WAT900880	Instrument / Dressing Trolley - Flat top	500	500	950
	WAT900890	Instrument / Dressing Trolley - Flat top	800	500	950
	WAT900900	Instrument / Dressing Trolley - Flat top	1000	500	950
9	WAT900925	File Trolley with Lockable Lid			
10	WAT900871	Folding Shelf - 4HC - Stainless Steel			



Scan to browse our Treatment Chairs online or visit aidacare.com.au to see our full range of products and services

Treatment Chairs

In hospitals and medical facilities, treatments are often easier and more convenient to administer while the patient is in a chair rather than a bed.

Treatment chairs are specially designed to allow for the quick and comfortable treatment of patients. They are especially ideal for day patients and are often used for oncology/IV treatment, pathology, and ambulatory care.


At Aidacare, we stock a variety of treatment chairs to suit various hospital and clinical needs.

Designed for optimal patient comfort, our medical treatment chairs are padded and adjustable. As such, they allow patients to sit, recline or lie down for extended periods of time while receiving care. Our treatment chairs are strong and durable. They are ideal for a range of weights and are easy to clean to ensure maximum hygiene.

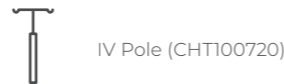
IDEA & IDEA2 Clinic Treatment Chairs



COLOUR OPTIONS



OPTIONAL ACCESSORIES



BIOCOTE®
Antibacterial frame coating for improved infection control

- Therapy couches that effortlessly meet the needs of oncology departments and the demands of infusion and transfusion medicine
- Height adjustable and swing-away armrests to suit the individual user needs (IDEA2: Gas-assisted adjustment)
- Ideal for procedures such as chemotherapy, dialysis, blood donation, and blood transfusion
- Flip down footrest to be used during portering or patient movement (IDEA2: Extra-long legrest)
- Genuine chair position with leg section at 90° angle
- 3 motors allow multiple positioning options for maximum patient comfort (IDEA2: 5 motors)
- Seamless patient surface for maximised infection control compliance
- Included intuitive handset allows for quick and easy chair repositioning
- Ergonomic push handle with inbuilt paper roll holder
- 100mm castors with directional tracking (IDEA2: 125mm Twin-wheel)
- Inbuilt IV Pole receiver (IV Pole sold separately: CHT100720)

SWL
200kg

2 YEARS
WARRANTY

Code	CHT100700	CHT100710
Overall Length	910mm	1600mm
Overall Width	730mm	840mm
Overall Height	480 - 780mm	570 - 890mm
Patient Surface Length	1720mm	2130mm
Patient Surface Width	560mm	580mm
Backrest Angle	80°	80°
Trendelenburg	6°	12°
Castor Size	100mm	125mm Twin
SWL	200kg	200kg

ARTG: 298405



Scan to browse our Examination Couches & Equipment online or visit aidacare.com.au to see our full range of products and services

Examination Couches and Equipment

Examination couches, tables, and equipment, provide patients with a comfortable and safe surface to sit or lay on while being examined and treated by medical staff. The Aidacare range of exam tables and couches includes a variety of options to suit the different needs of hospitals and medical facilities.

Our selection features treatment tables, tilt tables, two- and three-section couches, electric hi lo couches, Bobath plinths and bariatric examination tables. Our examination beds are highly adjustable and configurable. As such, they allow medical professionals to easily examine and treat patients at the most ergonomic height.

All of our options are robust and durable with many also featuring lockable castors for mobility and safety. The medical examination couches also feature padding for patient comfort and support.



Five Section Adjustable Examination Couch



- Electric Hi Lo operation by foot switch
- Sleek design with rounded frame legs for safety
- Head section has face hole and plug
- Adjustable feet for uneven surfaces
- 75mm retractable castors
- Reliable TiMotion motors
- Comfortable foam padding

Code	WAT821565
Overall Length	1950mm
Overall Width	660mm
Overall Height	550 - 960mm
Backrest Angle	-35° - 70°
SWL	250kg

INFECTION CONTROL

BARIATRIC

SWL 250kg

5 YEARS WARRANTY

Frame

3 YEAR WARRANTY

Electronics

Three Section Adjustable Treatment Couch



- Electric Hi Lo operation by foot switch
- Sleek design with rounded frame legs for safety
- Head section has face hole and plug
- Adjustable feet for uneven surfaces
- 75mm retractable castors
- Reliable TiMotion motors
- Comfortable foam padding

Code	WAT821555
Overall Length	1950mm
Overall Width	710mm
Overall Height	465 - 925mm
Backrest Angle	-40° - +65°
SWL	250kg

INFECTION CONTROL

BARIATRIC

SWL 250kg

5 YEARS WARRANTY

Frame

3 YEAR WARRANTY

Electronics

Two Section Tilt Table



- Electric hi-lo and tilt operation by hand switch
- Activity tray and patient straps included
- Narrowed leg section with strap rail in centre
- Head section has face hole and plug
- Supportive foam padding
- Sleek design with rounded frame legs for safety
- Reliable TiMotion electronics
- 75mm retractable castors
- Adjustable feet
- Tilt angle inclinator

Code	WAT822630
Overall Length	1940mm
Overall Width	640mm
Overall Height	590 - 1040mm
Backrest Angle	0° - 75°
Headrest Angle	0° - 85°
SWL	250kg

SWL 225kg

BARIATRIC

5 YEARS WARRANTY

Frame

3 YEAR WARRANTY

Electronics

Two Section Bobath Neurological Couch



- Electric Hi Lo operation by foot bar
- Sleek design with rounded frame legs for safety
- Head section has three face holes and plugs
- Adjustable feet for uneven surfaces
- 75mm retractable castors
- Reliable TiMotion motors
- Supportive foam padding

Code	WAT821570
Overall Length	1900mm
Overall Width	1200mm
Overall Height	490 - 935mm
Backrest Angle	0° - 65°
SWL	250kg

5 YEARS WARRANTY

Frame

3 YEAR WARRANTY

Electronics

INFECTION CONTROL

BARIATRIC

SWL 250kg

Two Section Adjustable Treatment Couch



- Electric Hi Lo operation by foot switch
- Sleek design with rounded frame legs for safety
- Head section has face hole and plug
- Adjustable feet for uneven surfaces
- 75mm retractable castors
- Reliable TiMotion motors
- Comfortable foam padding

Code	WAT821550
Overall Length	1950mm
Overall Width	710mm
Overall Height	470 - 920mm
Backrest Angle	-20° - +75°
SWL	250kg

5 YEARS WARRANTY

Frame

3 YEAR WARRANTY

Electronics

INFECTION CONTROL

BARIATRIC

SWL 250kg

Two Section Free Standing Treatment Couch with Drawers



- Lift and lock mechanism with an easy 2 minute assembly time
- Lift up backrest for assessment
- Non-face hole model only
- Three drawer with simple assembly
- Flat packed to save on freight

Code	WAT822610
Overall Length	1950mm
Overall Width	710mm
Overall Height	820mm
Backrest Angle	0° - 30°
SWL	280kg

5 YEAR WARRANTY

INFECTION CONTROL

SWL 280kg

Two Section Free Standing Treatment Couch



- New easy lift and lock mechanism for easy assembly
- Lift up back section for assessment
- Comes flat packed to save on freight
- Breathe hole available on request
- Padding thickness 50mm
- Foam density: 36g/m2

INFECTION CONTROL

SWL 280kg

1 YEARS WARRANTY

Code	WAT821575
Overall Length	1950mm
Overall Width	710mm
Overall Height	820mm
SWL	280kg

4H731 Physiotherapy Exercise Steps



- Large stable platform which allows ample space for both patient and therapist
- Non slip studded vinyl platform
- High visual red handrail with lower safety rail
- Aluminium/plastic composite side panels
- Powder coated frame
- First 2 steps 150mm rise, last step is a 200mm rise
- Aluminium extruded step nosing with a PVC non slip high visual insert

Overall dimensions, step rise and platform size can be changed to suit facility requirements and patient needs

SWL 350kg

5 YEARS WARRANTY

Code	FPP307630
Overall Length	1675mm
Overall Width	1220mm
Overall Height	1395mm
SWL	350kg

4H730 Physiotherapy Exercise Steps



- Secure large diameter handrail with a lower safety rail
- Large stable platform fitted with non slip studded vinyl treads
- 4 steps 160mm rise, 3 steps 210mm rise
- Aluminium extruded step nosing with a PVC non slip high visual insert
- Aluminium/plastic composite side panels
- Powder coated frame

Overall dimensions, step rise and platform size can be changed to suit facility requirements and patient needs

SWL 350kg

5 YEARS WARRANTY

Code	FPP307620
Overall Length	2400mm
Overall Width	700mm
Overall Height	1575mm
SWL	350kg

Post Operative Step

- Perfect for any examination couch this sturdy single step stool is made from stainless steel tubing with reinforced rubber tips and a non slip ribbed rubber platform
- Adjustable height: 490mm - 630mm
- Cushion diameter: 350mm
- Foam thickness: 60mm

Code	BEA014900 (Single)	BEA014800 (Double)
Overall Height	240mm	220mm & 400mm



1 YEAR WARRANTY

SWL 150kg

Wheelchair Weigh Scale Digital

- Wheelchair Scale with low profile ramp design
- Powder coated steel construction
- Non-slip surface and portable design

Code	WAT803500
Overall Length	990mm
Overall Width	1080mm
Overall Height	1000mm
SWL	350kg



SWL 350kg

Weigh Chair Digital

- Ideal for accurate and convenient patient weighing
- Easy to read weight display
- Swivel wheels with safety brakes plus built in footrests
- Easy to clean surfaces essential in health care environments
- 100 hours use from regular batteries

Code	LSS377700
Overall Length	635mm
Overall Width	680mm
Overall Height	880mm
SWL	150kg



SWL 150kg

Colonial Weigh Chair Digital



- Lift away armrests and non-slip foot support
- Push handles and 4" castors
- Safety stops on rear castors for parking without rolling
- Changeable plastic seat for easy cleaning needs
- Internal rechargeable battery

SWL
250kg

1 YEAR WARRANTY

Code	LSS377704
Overall Length	840mm
Overall Width	665mm
Overall Height	940mm
SWL	250kg

Healthweigh Chair Scale



- Allows for carers to measure the weight of patients safely and comfortably
- Ergonomically contoured seat and folding armrests ensure patient comfort and ease of transfers, whilst the large LCD screen provides accurate weight measurements for carers
- Movement compensation technology
- BMI function
- Ergonomic contoured seating
- Fold back armrests
- Rear locking castors
- Automatic Reweigh
- Rechargeable battery
- Auto power off

SWL
300kg

1 YEAR WARRANTY

Code	LSS377706
Overall Length	850mm
Overall Width	630mm
Overall Height	965mm
Seat Width	430mm
Seat Depth	420mm
Unit Weight	18kg
SWL	300kg

Folding Screen 3 Bay



- Robust hinge
- Easy clean curtain material
- Stainless steel frames
- 6x heavy duty 75mm rubber swivel castors

5 YEARS WARRANTY

Code	WAT825250
Overall Length	1930mm
Overall Width	470mm
Overall Height	1930mm
Folded Length	730mm
Folded Width	470mm
Folded Height	1930mm



Scan to browse our Workstations on Wheels online or visit aidacare.com.au to see our full range of products and services

Workstations on Wheels

Aidacare offers three modern, state of the art ranges of Work Station on Wheels from NuboMed.

The X-Series medical carts offer lightweight, agile, and flexible mobile nursing care with modular design, on-demand modification for clinics. Both the E-Series and S-Series embody clean and simple design for smart working in patient care settings, with the E-Series being a more economical option.

The NuboMed product range integrates and works together to provide intelligent closed loop management for medication and materials for full process traceability from supplier to patient. The hardware collects real-time data while the software standardises clinical processes and the data platform integrates and analyses the information.

Closing the medication loop increases efficiency and reduces costs and provides reliable data for accountability and decision making - improving processes and leaving more time for quality patient care.

Medical Carts

NuboMed provides lightweight, agile, and flexible nursing care solutions with a modular design for clinics. Featuring smart design concepts, their workstations integrate embedded computing, wireless modules, intelligent batteries, power supply, and IoT technology. Tailored for ward rounds, nursing, monitoring, bedside treatment, medicine dispensary, and billing, NuboMed enhances staff efficiency while delivering advanced technology for optimal patient care.

T5000E Transfer Robot

NuboMed



- **Material:** The main cart is constructed from aluminium alloy, while the workstation features a white finish, crafted from high quality PC (Polycarbonate) and ABS (Acrylonitrile Butadiene Styrene) materials
- **Storage:** 4x individual medication compartments
- **Medication Compartment Size:** 419 x 299 x 326mm
- **Sensors:** 2x LiDAR sensors, 4x RGBD depth cameras (including 2x overhead)
- **Operating Time:** The cart can operate for at least 8 hours when fully charged (starting from 100% battery)
- **Automatic Recharge:** Supports automatic return to charge when the battery is low. It can detect the charging station, and once it reaches the charging location, the station will activate charging
- **Battery:** 25.2V 35Ah (Range: 21V to 29.4V) represents operational voltage of the battery at different charge levels. Battery operates at 21V when fully discharged and reaches 29.4V with full charge
- **Buttons:** The power button located at the base of the body for easy access and an emergency button is positioned above the body for emergency stop control
- **Obstacle Surmounting Ability:** Can cross ridges up to 1cm high and gaps up to 3cm wide
- **Speed:** Movement speed is adjustable, with a maximum of 1.2m/s
- **Castors:** 2x drive wheels for propulsion and 4x castor wheels



2 YEARS WARRANTY

Code	Product
WAT908560	NuboMed T5000E

E3000 Height Adjustable Cart

NuboMed

- **Material:** Constructed from aluminium alloy
- **Integrated Design:** Made from a single piece of die-cast aluminium alloy, this design integrates the handle and keyboard tray for a screwless, gap-free structure, while also featuring a 28mm raised side guard and an internal battery
- **Height Adjustable:** Pneumatic adjustment by gas spring with a range of 0-300mm
- **LED Light:** Infrared proximity-sensing LED lighting module positioned above keyboard
- **Mouse Pad:** Concealable and rotating (136 x 138mm), can be installed on the left or right
- **Monitor Mount:** Height adjustable from 0-150mm, 15° downward and 15° upward tilt, and portrait-to-landscape rotation
- **Display Panel:** LED status indicators for real-time battery levels and abnormal conditions
- **Button:** PC power on/off button and a screen backlight on/off switch
- **Base:** Designed to prevent tripping and made from a single-piece of aluminium alloy with an antibacterial powder coating finish
- **Castors:** Equipped with 2x 4" lockable and 2x 4" tracking castors

Ideal For:
Doctor's Round/Training/Conferencing, Daily Nursing

Code	Product
WAT908210	NuboMed E3000



2 YEARS WARRANTY

S1000 Height Adjustable Cart

NuboMed

- **Material:** Constructed from a combination of high quality PC & ABS and aluminium alloy
- **Integrated Design:** Handle and work surface seamlessly integrated from a single piece of anti-microbial PC & ABS material, ensuring a gap-free structure inclusive of a spill-proof groove design
- **Ergonomic and Effortless:** A simple, non-powered design for seamless integration during patient rounds
- **Height Adjustable:** Pneumatic adjustment with a range of 0-300mm
- **Base:** Designed to prevent tripping and made from a single-piece of aluminium alloy with an antibacterial powder coating finish
- **Optional Accessories:** Enhanced functionality through a range of compatible accessories and modifications
- **Castors:** Equipped with 2x 4" lockable and 2x 4" tracking castors

Ideal For:
Doctor's Round/Training/Conferencing, Daily Nursing

Code	Product
WAT908005	NuboMed S1000



2 YEARS WARRANTY

S3000 Height Adjustable Cart

NuboMed



2 YEARS WARRANTY

- **Material:** Constructed from a combination of high quality PC & ABS and aluminium alloy
- **Integrated Design:** Handle and work surface seamlessly integrated from a single piece of anti-microbial PC & ABS material, ensuring a gap-free structure inclusive of a spill-proof groove design. Keyboard tray concealed within work surface and accessible from the front
- **Height Adjustable:** Pneumatic adjustment with a range of 0-300mm
- **Expanded Work Surface:** Extends from the right side for use
- **Monitor Mount:** Height adjustable from 0-150mm, 360° rotation, 5° downward tilt, 15° upward tilt, and automatic portrait-to-landscape screen switching
- **Display Panel:** LED status indicators for real-time battery levels and abnormal conditions
- **Button:** PC power on/off button and a screen backlight on/off switch
- **Base:** Designed to prevent tripping and made from a single-piece of aluminium alloy with an antibacterial powder coating finish
- **Castors:** Equipped with 2x 4" lockable and 2x 4" tracking castors

Ideal For:
Doctor's Round/Training/Conferencing, Daily Nursing

Code	Product
WAT908120	NuboMed S3000

X5000 Medication Dispensing Cart

NuboMed



2 YEARS WARRANTY

- **Material:** Constructed from anti-microbial ABS and aluminium alloy
- **Integrated Design:** The handle and keyboard tray are seamlessly integrated from a single piece of antimicrobial ABS material, ensuring a gap-free structure with a spill-proof groove design
- **Double-Pillar Design:** Drawer housing securely mounted to dual aluminium alloy pillars
- **Expanded Work Surface:** Pulls out from the rear handle for convenient use
- **Monitor Mount:** Height adjustable from 0-150mm, with 90° left and right swivel, 30° upward tilt, and portrait-to-landscape rotation
- **Button:** PC power on/off button, screen backlight on/off switch
- **Drawer Housing:** ABS drawer housing with lock, includes four configurable aluminium alloy drawers (1U+2U) with internal dividers
- **Medication Compartment:** Equipped with 2 sets of medication compartments, each containing 6 resin medication boxes made through a one-piece moulding process. They support electronic lock control and automatic ejection, and also feature an emergency unlocking function
- **Base:** Designed to prevent tripping and made from a single-piece of aluminium alloy with an antibacterial powder coating finish
- **Castors:** Equipped with 2x 4" lockable and 2x 4" tracking castors

Ideal For:
Closed Loop Intelligent Medication Management

Code	Product
WAT908170	NuboMed X5000

X3000 Lite Mobile Nursing Cart

NuboMed



2 YEARS WARRANTY

- **Material:** Constructed from a combination of ABS and aluminium alloy
- **Integrated Design:** The handle and keyboard tray are seamlessly integrated from a single piece of anti-microbial ABS material, ensuring a gap-free structure inclusive of a spill-proof groove design
- **Expanded Work Surface:** Pulls out from the rear handle for convenient use
- **Double-Pillar Design:** Cabinet securely mounted to the dual aluminium alloy pillars
- **Monitor Mount:** Height adjustable from 0-150mm, with 90° left and right swivel, 30° upward tilt, and portrait-to-landscape rotation
- **Button:** PC power on/off button and a screen backlight on/off switch
- **Drawer Housing:** ABS drawer housing with lock, equipped with four configurable aluminium alloy drawers (1U+2U+1U+2U). 5kg SWL per drawer and dividers are included
- **Base:** Designed to prevent tripping and made from a single-piece of aluminium alloy with an antibacterial powder coating finish
- **Castors:** Equipped with 2x 4" lockable and 2x 4" tracking castors

Ideal For:
Daily Nursing/Data Recording

Code	Product
WAT908180	NuboMed X3000

Cart Accessories & Modifications

NuboMed

The Nubomed Cart Accessories and Modifications offer a versatile and ergonomic solution for medical professionals, designed to enhance efficiency and organisation in clinical settings. With a sturdy unibody construction made from durable metal alloy and ABS materials, the cart is equipped with a spacious work surface, expandable keyboard tray, and height-adjustable features to accommodate various users. Additional accessories such as lockable drug bins, sharp object container holders, and waste baskets provide customisable options to meet diverse healthcare needs.



1. Cabinet Small/Large



2. Storage Bins



3. Sharps Container Holder



4. Waste Basket

Images shown are for illustrative purposes only, variations in design may vary based on cart choice

	Code	Description
1	On Request	Cabinet - Small
	On Request	Cabinet - Large
2	On Request	Storage Bins
3	On Request	Sharps Container Holder

	Code	Description
4	On Request	Waste Basket
	On Request	Left Hand Mouse Tray
	On Request	Surface Protection Pad
	On Request	Disinfectant Holder



Electronic Medication Management

Offering some of the world's leading technology, the NuboMed range of cabinets is unique in that in addition to our contracted cabinets, there is a suite of products, including carts, that will enable hospitals to scale up over time and finally achieve closed loop medication administration.

Our drug safes, by CMI Safe Company, are some of Australia's leading safes and boast high quality and local design.

The NuboMed product range integrates and works together to provide intelligent closed loop management for medication and materials for full process traceability from supplier to patient. The hardware collects real-time data while the software standardises clinical processes and the data platform integrates and analyses the information.

Closing the medication loop increases efficiency and reduces costs and provides reliable data for accountability and decision making - improving processes and leaving more time for quality patient care.

M3100-M Medication Cabinet

NuboMed

APPLICATION

Outpatient Pharmacy, Emergency Room, Pharmacy, Central Pharmacy and Clinical Ward

MEDICAL TYPES

Controlled substances, high-alert medications, high-value medications, general medications, refrigerated medications (unit dose or small items such as oral solids, ampoules, vials, blister packs, patches).

Large items including IV bags, boxed medications, bulk stock bottles & others items.



Temperature Display



Humidity Display



- **User Interaction:** Features a 15.6" touch screen monitor with a Capacitive Fingerprint Reader, optional facial recognition (with mask recognition capability), Staff RFID card reader, Built-in monitor speaker, and a Barcode Scanner (1D/2D barcodes)
- **Cabinet Material:** Constructed from high-strength metal steel with medical white powder coating that has disinfectant-resistant, anti-aging and anti-discoloration properties
- **Cabinet Control Lock:** Intelligent Lock Control; Authorised user access Only, Hierarchal Access Control
- **7x Drawer Layers:** 6x single height and 1x double height drawers
- **Proximity Scanner:**
 - Recognition distance: ≤50cm
 - Recognition speed: ≤2 seconds
- **Guiding Light:** Each bin has a RGB indicator light as a guide to direct operation
- **Smart Colour Bin Display:** The mini color screen displays the name, specification, and instructions if available
- **Temperature and Humidity Display:** Features a digitalised LED panel display on the cabinet
- **Temperature and Humidity Alarm:** Smart detection of temperature and humidity levels with an auto-alarm

2 YEARS WARRANTY

Code	WAT908500
Description	M3100-M Medication Management Cabinet
Width	710mm
Depth	660mm
Height	1520mm
USB Ports	2
Network Port	3x RJ45
Weight	260kg*

*Weight does not include accessories and may vary depending on drawer configuration


M3100-T Countertop Medication Cabinet

NuboMed



APPLICATION
Outpatient Pharmacy, Emergency Room, Pharmacy, Central Pharmacy and Clinical Ward

MEDICAL TYPES
Controlled substances, high-alert medications, high-value medications, general medications, refrigerated medications (unit dose or small items such as oral solids, ampoules, vials, blister packs, patches).
Large items including IV bags, boxed medications, bulk stock bottles & others items.



- **User Interaction:** Features a 15.6" touch screen monitor with a Capacitive Fingerprint Reader, optional facial recognition (with mask recognition capability), Staff RFID card reader, Built-in monitor speaker, and a Barcode Scanner (1D/2D barcodes)
- **Cabinet Material:** Constructed from high-strength metal steel with medical white powder coating that has disinfectant-resistant, anti-aging and anti-discoloration properties
- **Cabinet Control Lock:** Intelligent Lock Control; Authorised user access Only, Hierarchal Access Control
- **Drawer Layers:** Configurable upon order
- **Proximity Scanner:**
 - Recognition distance: ≤50cm
 - Recognition speed: ≤2 seconds
- **Guiding Light:** Each bin has a RGB indicator light as a guide to direct operation
- **Smart Colour Bin Display:** The mini color screen displays the name, specification, and instructions if available
- **Temperature and Humidity Display:** Features a digitalised LED panel display on the cabinet
- **Temperature and Humidity Alarm:** Smart detection of temperature and humidity levels with an auto-alarm

2 YEARS WARRANTY

Code	WAT908562
Description	M3100-T Countertop Medication Management Cabinet
Width	529mm
Depth	528mm
Height	771mm
USB Ports	2
Network Port	2x RJ45
Weight	120kg*

*Weight does not include accessories and may vary depending on drawer configuration



A2310-S Medication Auxiliary Cabinet

NuboMed

APPLICATION
Clinical Ward and Central Pharmacy

MEDICAL TYPES
High-Risk, High-Value, Blister Packs, Boxed Drugs, Ampoules, and Vials



1080P Ten-Point Touch Capacitive Screen

3.5" Colour LED Display on each bin



- **Suitability:** Dispersed satellite inpatient area medication management and storage
- **User Interaction:** 1080P ten-point touch capacitive screen
- **Cabinet Material:** High-strength aluminium alloy and metal with anodised surface
- **Intelligent Lock Control:** Authorised user set up for cabinet lock access, allows individual set up for each bin
- **Cabinet Door:** Transparent tempered safety glass door
- **Drawer Layers:** 7 layers with 4 medicine bins per layer
- **Speaker:** Voice prompt with automatic error warning
- **Intelligent Monitoring:** Intelligent real-time quantity and specification monitoring, accommodates oral, ampoule, vial, boxed, and blister pack medicines
- **Intelligent Display:** Each bin is equipped with a 3.5" colour LED display for drug identification, name, specifications, quantity and operating instructions
- **Anti-theft Detection:** Featuring an automatic alarm
- **Emergency Access:** Dual mechanical locks ensure that the medicine can still be accessed without power
- **Response Time:** <0.5 seconds detection

2 YEARS WARRANTY

Code	WAT908520
Description	A2310-S Medication Auxiliary Cabinet
Width	810mm
Depth	672mm
Height	1938mm 2067mm (with camera)
Power Interface	AC, 100-240VAC, 320W
Network Port	Wired ethernet port
UPS	Back up UPS, 1000VA



M3100-F Refrigerator Medication Management Cabinet



APPLICATION

Outpatient Pharmacy, Emergency Room, Pharmacy, Central Pharmacy and Clinical Ward

MEDICAL TYPES

Controlled substances, high-alert medications, high-value medications, general medications, refrigerated medications (2-8°), IV bags, boxed medications, bulk stock bottles & other items



HD Surveillance Camera



Temperature and Humidity Display



15.6" Touch Screen Monitor



Smart Colour Bin Display

- **User Interaction:** Features a 15.6" touch screen monitor with a Capacitive Fingerprint Reader, optional facial recognition (with mask recognition capability), Staff RFID card reader, Built-in monitor speaker, and a Barcode Scanner (1D/2D barcodes)
- **Cabinet Material:** The cabinet is composed of sheet metal and high-density foam insulation, sheet metal is painted matte white
- **Cabinet Control Lock:** Intelligent Lock Control; Authorised user access only by login in
- **Cabinet Lighting:** Auto lighting on/off when door is opened/closed
- **Cabinet Door:** Double-layer electrically heated tempered glass (safety shatterproof), defrost and anti-fog function
- **Smart Drawer:** Up to 5 layers of Smart Shelves for medication storage. Each steel shelf has 4x 1U1H medicine bins and an intelligent monitoring response time of 0.5s or less
- **Proximity Scanner:**
 - Recognition distance: ≤50cm
 - Recognition speed: ≤2 seconds
- **Guiding Light:** Each bin has a RGB indicator light as a guide to direct user operation

- **Smart Colour Bin Display:** The mini colour screen displays the name, specification, and instructions if available
- **Temperature and Humidity Monitoring System:** Smart Real-time Detection of Cabinet Temperature and Humidity along with a digitalised LED panel display on the cabinet
- **Temperature and Humidity Alarm:** Smart detection of temperature and humidity with auto alarm if exceeding the range

2 YEARS WARRANTY

Code	WAT908564
Description	M3100-F Medication Auxiliary Cabinet
Width	750mm
Depth	752mm
Height	1967mm
USB Ports	2
Network Port	3x RJ45
Weight	200kg*

*Weight does not include accessories



Drug Safes DS1 - DS3



- **Durable Build:** Constructed from durable 10mm steel, these models are designed with security and functionality in mind. Each unit features robust retractable locking bolt work for enhanced safety and is finished in a sleek silver grey
- **Anchoring:** Includes a total of eight 16mm bolt holes for secure anchoring (four located at the base and four at the back)
- **Adjustable Storage:** Internal shelving is fully adjustable, allowing customised storage solutions
- **Door Swing Direction:** Each safe comes with standard right hand, or optional left hand opening

- **Locking Options:** Multiple locking options, allowing tailored security to meet specific needs:
 - Key locking
 - Digital locking
 - Dial combination locking
 - CS-KO-RS*
- **Specify at time of order:**
 - Left or Right swinging door
 - Lock type
 - Forklift availability at delivery (DS3)

5 YEARS WARRANTY Structural

2 YEARS WARRANTY Locks

Code	WAT763100	WAT770900	WAT770901
Description	DS1 - Drug Safe	DS2 - Drug Safe	DS3 - Drug Safe
External Width	457mm	610mm	1220mm
External Depth	305mm	457mm	762mm
External Height	230mm	230mm	400mm
Internal Width	435mm	585mm	1200mm
Internal Depth	280mm	430mm	730mm
Internal Height	150mm	150mm	295mm
Weight**	53kg	89kg	328kg

**Weight does not include contents and may vary depending on internal shelf configuration

* CS: Card Swipe Access with Locking Status Switch
KO: Key Override
RS: Reed Switch
Wire exit holes in top rear of safe, excludes card reader and door loop

Hospital Mortuary and Funeral Home

Aidacare supply a great range of Funeral Home and Mortuary Equipment. The range consists of Lifting Equipment, Trolleys, and Instrument Carts plus a great range of accessories. Our range has been designed to be robust enough to handle the rigors of the environment whilst focusing on ease of cleaning and adjustability for the user.

Aidacare are proud to represent Sova Motion as our key equipment partner in this sector.

Chapel Trolley Electric

- Easily transfer coffin without having to manually lift
- Compact 1170 x 650mm platform
- Optional skirt allows trolley to transform to a chapel stand
- Durable PVC top surface, and epoxy coated frame
- Ball bearing rollers
- Removable battery pack and Linak electronics 24 volt system
- 175mm castor for smooth transfer
- Electric casket lock front and rear, and electric floor brake
- High/Low adjustable 500 - 900mm operated via handset
- Additional Cordless remote available



OPTIONAL


 Fabric Skirt
(FUN100630)


 SWL
350kg


 BARIATRIC

1 YEAR WARRANTY
Handset & Cables

3 YEARS WARRANTY
Electronics

5 YEAR WARRANTY
Frame

Code	Description	Length	Width	Height
FUN100610	Chapel Trolley - Extra Wide - with Skirt	1200mm	655mm	500 - 900mm

Coffin/Body Tray Trolley Concealment 300kg/500kg

- Dual purpose roller design for coffin and body trays
- Rubber coated steel rollers
- Tarpaulin cover
- Gas assisted folding side rails
- Side rails and top section made from stainless steel
- Ergonomic push/pull handle
- Electric high/low operation
- Electric coffin/tray brake
- Fixed rechargeable battery
- 150mm locking castors




 BARIATRIC


 SWL
300kg


 SWL
500kg

1 YEARS WARRANTY
Handset & Cables

3 YEARS WARRANTY
Electronics

5 YEARS WARRANTY
Frame

Code	Description	Length	Width	Height	SWL
FUN101120	Concealment - Drive Unit	2320mm	780mm	470 - 1825mm	300kg
FUN101130	Concealment - Drive Unit Side Loading	2320mm	780mm	470 - 1825mm	300kg
FUN101140	Concealment - Drive Unit - Tray Roller	2435mm	780mm	470 - 1825mm	300kg
FUN101090	Concealment - Electric	2320mm	780mm	470 - 1825mm	300kg
FUN100240	Concealment - Side Loading	2320mm	780mm	470 - 1825mm	300kg
FUN101100	Concealment - Side Loading - Electric	2320mm	780mm	470 - 1825mm	300kg
FUN101110	Concealment - Tray Roller - Electric	2435mm	780mm	470 - 1825mm	300kg
FUN100960	Drive Unit With Concealment	2460mm	870mm	400 - 1900mm	500kg
FUN100970	Drive Unit & Tray Drive Roller With Concealment	2460mm	870mm	400 - 1900mm	500kg
FUN100980	Drive Unit & Weigh Scale With Concealment	2460mm	870mm	400 - 1900mm	500kg
FUN100990	Drive Unit, Tray Drive Roller & Weigh Scale With Concealment	2460mm	870mm	400 - 1900mm	500kg
FUN101000	Bariatric - Drive Unit With Concealment	2460mm	940mm	400 - 1900mm	500kg
FUN101010	Bariatric - Drive Unit & Tray Drive Roller With Concealment	2460mm	940mm	400 - 1900mm	500kg
FUN101020	Bariatric - Drive Unit & Weigh Scale With Concealment	2460mm	940mm	400 - 1900mm	500kg
FUN101030	Bariatric - Drive Unit, Tray Drive Roller & Weigh Scale With Concealment	2460mm	940mm	400 - 1900mm	500kg

Chapel Trolley Fixed Height

s o v a / dignity in motion



- Epoxy powder coated frame
- 125mm lockable castors
- Manual coffin break on both sides



Chapel Trolley Skirt


SWL 300kg

5 YEARS WARRANTY Frame

Code	Description	Length	Width	Height
FUN100605	Chapel Trolley - Fixed Height	1200mm	505mm	900mm
FUN100625	Chapel Trolley Skirt			


Coffin/Body Tray Trolley 300kg & 500kg

s o v a / dignity in motion



500kg Version


- Dual purpose roller design for coffin and body trays
- Rubber coated steel rollers
- Ergonomic push/pull handle
- Electric high/low operation
- Electric coffin/tray brake
- Fixed rechargeable battery
- 150mm locking castors
- Weigh scale option on 500kg version



Tray Roller



Weigh Scale



with Drive Unit and Electric Tray/Coffin Roller



with Drive Unit Side Loading



Height Range 400 - 1950mm

BARIATRIC

SWL 300kg

SWL 500kg

1 YEARS WARRANTY Handset & Cables


3 YEARS WARRANTY Electronics

5 YEARS WARRANTY Frame

Code	Description	Length	Width	Height	SWL
FUN100210	Tray Trolley	2055mm	640mm	470 - 1825mm	300kg
FUN101050	Tray Trolley - Tray Roller	2170mm	640mm	470 - 1825mm	300kg
FUN101060	Tray Trolley - Electric Drive Unit	2320mm	640mm	470 - 1825mm	300kg
FUN101070	Tray Trolley - Drive Unit Side Loading	2340mm	640mm	470 - 1825mm	300kg
FUN101080	Tray Trolley - Drive Unit & Electric Tray/Coffin Roller	2435mm	640mm	470 - 1825mm	300kg
FUN100120	Tray Trolley - Drive Unit	2460mm	870mm	400 - 1900mm	500kg
FUN100130	Tray Trolley - Drive Unit & Tray Drive Roller	2460mm	870mm	400 - 1900mm	500kg
FUN100140	Tray Trolley - Drive Unit & Weigh scale	2460mm	870mm	400 - 1900mm	500kg
FUN100150	Tray Trolley - Drive Unit, Tray Drive Roller & Weigh Scale	2460mm	870mm	400 - 1900mm	500kg

Embalming Trolley 300kg

s o v a / dignity in motion



- Dual actuators
- 304 stainless steel top section
- Electric tilt function for easy draining
- Drain hole with hose
- Push handles both ends
- Corner buffers
- Electric tilt function for easy drainage
- 4x buffers on corners

Code	Description	Length	Width	Height
FUN100300	Embalming Trolley - Fixed Tray	2090mm	750mm	615 - 1015mm
FUN100750	Embalming Trolley - Concealment - Fixed Tray	2090mm	860mm	615 - 1015mm

1 YEARS WARRANTY Handset & Cables

3 YEARS WARRANTY Electronics

5 YEARS WARRANTY Frame

SWL 300kg

Mortuary Viewing Trolley Fixed Height

s o v a / dignity in motion

- All stainless steel construction
- 150mm lockable castors
- Push handles both ends
- 660mm wide tray



Code	Description	Length	Width	Height
WAT903210	Mortuary Viewing Trolley - Fixed Height	2090mm	660mm	935mm
WAT903215	Mortuary Viewing Trolley - Fixed Height - Concealment	2090mm	830mm	935mm

5 YEARS WARRANTY Frame

SWL 350kg

CIRRUS⁵⁰⁰ Ceiling Track Hoist

s o v a / dignity in motion

OPTIONAL

- Weight Scale - Factory Fitted (LIC355305)
- Pivot Trolley 270° (LIC355310)
- Cable Management - Priced per Metre (LIC355315)
- Adjustable PVC Head Support (LIC362140)

- Ceiling track system
- 270° rotation
- Designed with an inline cable management system
- Adjustable length straps
- Built with heavy duty stainless steel hardware
- Ergonomic finger tip control pendant
- 2 speed electric high / low
- Parallel strap lifting mechanism
- Head strap support



Code	Description	Overall Height	Overall Length	Overall Width	Lifting Range
LIC362100	CIRRUS 500 - Ceiling Track Hoist	300mm	470mm	1200mm	3000mm

3 YEARS WARRANTY Electric

10 YEAR WARRANTY Frame

BARIATRIC

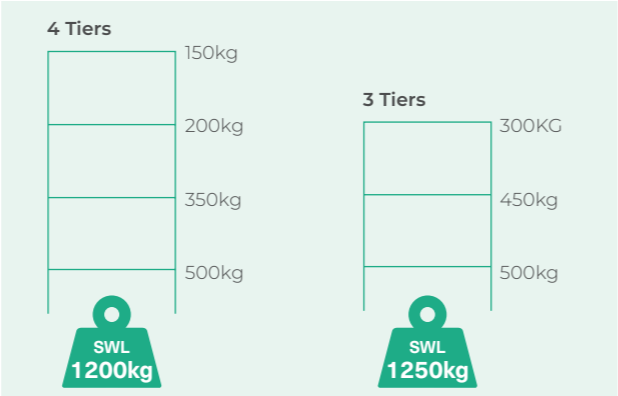
SWL 500kg

Single Bay Rack 3 & 4 tier



Fixed

- Open design allows access for cleaning
- Rigid flat pack construction
- Stainless steel construction with rollers
- Adjustable stainless steel feet
- Optimised tier height
- Custom size can be designed
- Rear end stopper
- Coffin rolls to rear



Mobile (not to be moved loaded)

- 125mm total lock castors
- On castors to aid in cleaning
- SWL is indicative of static load, racks are not to be moved while loaded



Code	Description	Type	Length	Width	Height	SWL
FUN100520	Single Bay Rack - 3 Tiers	300	1930mm	740mm	1690mm	750kg
FUN100530	Single Bay Rack - 3 Tiers Side Loading	300	2180mm	740mm	1690mm	750kg
FUN100560	Single Bay Rack - 4 Tiers Cadaver Tray Storage only	300	1930mm	740mm	1900mm	900kg
FUN100850	Mobile Single Bay Rack Mobile - 3 Tiers	300	1930mm	780mm	1690mm	750kg*
FUN100900	Mobile Single Bay Rack Mobile - 4 Tiers	300	1930mm	780mm	1900mm	900kg*
FUN100840	Fixed Rack - 3 Tiers	500	1890mm	795mm	1900mm	1250kg
FUN100890	Fixed Rack - 4 Tiers	500	1890mm	795mm	1900mm	1200kg
FUN100860	Fixed Rack - Wide - 3 Tiers	500	1890mm	885mm	1900mm	1250kg
FUN100880	Fixed Rack - Extra Wide - 3 Tiers	500	1890mm	995mm	1900mm	1250kg
FUN100910	Fixed Rack - Wide - 4 Tiers	500	1890mm	885mm	1900mm	1200kg
FUN100850	Mobile Rack - 3 Tiers	500	1890mm	955mm	1900mm	1250kg*
FUN100900	Mobile Rack - 4 Tiers	500	1890mm	955mm	1900mm	1200kg*

*Static load only - not to be moved loaded

s o v a / dignity in motion

Modular Dry Coffin Storage System

- Customisable universal racking layouts and tier openings for coffins
- Powder coated mild steel construction
- Zinc plated ball bearing rollers
- Compatible with 300kg and 500kg coffin/body tray trolleys
- Rear stopper
- SWL 300kg per tier

Code	Description	Length	Internal Width	External Width	Height
Made to order	1 Bay - Bariatric - 900	1800	900	1035	435 - 1935
Made to order	2 Bay - Bariatric - 900	1800	1500	1635	435 - 1935
Made to order	2 Bay - Bariatric - 900	1800	1800	1935	435 - 1935
Made to order	3 Bay - Bariatric - 900	1800	2100	2235	435 - 1935
Made to order	3 Large Bay - Bariatric - 900	1800	2400	2535	435 - 1935



s o v a / dignity in motion

Cadaver Tray

- Stainless steel construction with push/pull handles on both ends
- Angled sides allow for easy side transfer
- Sub-frame construction
- Angled corners allow for easy cleaning and fluid removal

Code	Description	Drain	Length	Width	Height	SWL
FUN100772	Cadaver Tray	Yes	2090mm	600mm	95mm	300kg
FUN100825	Cadaver Tray - Side Loading	No	2090mm	600mm	95mm	300kg
FUN100771	Cadaver Tray	No	2090mm	600mm	95mm	300kg
FUN100800	Horizontal Handle	Yes	2090mm	660mm	95mm	350kg
FUN100795	Horizontal Handle - Side Loading	No	2090mm	660mm	95mm	350kg
FUN100790	Horizontal Handle	No	2090mm	660mm	95mm	350kg
FUN100820	Bariatric - Horizontal Handle	Yes	2090mm	750mm	95mm	500kg
FUN100810	Bariatric - Horizontal Handle	No	2090mm	750mm	95mm	500kg
FUN100805	Bariatric - Horizontal Handle - Side Loading	No	2090mm	750mm	95mm	500kg



s o v a / dignity in motion

Lifting Straps

- To be used in conjunction with the Morgue Sling (4 bands) to allow optimal transfers in morgue applications
- Compatible with Cirrus 500, Liko Ceiling Hoists, Liko Patient Lifters, Prism Ceiling Hoists, Aidacare A320, A205, and 200 Patient Lifters

Code	Description	Length	Width
LIC362400	Short - 2 eyelets	1250mm	50mm
LIC362410	Long - 2 eyelets	1475mm	50mm



Mortuary Spreader Bar 363kg

- 13 hook positions
- Simple and fast attachment
- Epoxy powder coat finish
- Central hanging pivot point
- Mild steel heavy wall tubular frame
- Compatible with ceiling mounted lift systems and floor hoists

Code	Description	Length	Height
LIC362300	Mortuary Spreader Bar - 363kg	1580mm	165mm



FreeSpan Gantry



- FreeSpan™ SR (straight-rail) is a flexible alternative for most overhead-lift situations
- The lift system is freestanding, and since it is not affixed to the walls or the ceiling, there are no special strength requirements for those structures
- FreeSpan™ SR is made of aluminium and many different rail lengths are available
- Choose between using Multirail™ or Likorall™ lift units
- FreeSpan™ SR is assembled without tools and is equipped with wheels, which facilitate positioning
- The wheels also make the lift system easy to move between different rooms
- FreeSpan™ is also available in a traverse-model: FreeSpan™ Traverse, a unique, freestanding system that enables lifting, and transfer of patients between many different lifting points

3M Kit includes:

- FreeSpan Side Support - Wheels + Charger plate parking bracket for sling bar
- FreeSpan Rail 3m - with Likorall Trolley - 250kg SWL
- Ceiling Hoist - Likorall 250 ES - White - 250kg SWL
- Spreader Bar - Like Universal SlingBar 450 with Quick-release Hook - 300kg SWL
- Hand Control - Likorall S, ES, 2 button (for lifting)
- Battery Charger - LikoRall and Multirall (24v/0,6 A)

5M Kit includes:

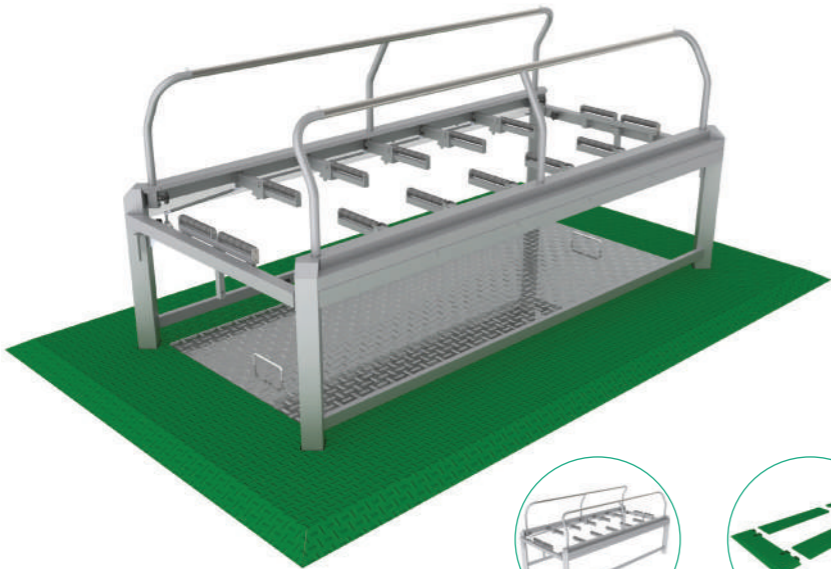
- FreeSpan Side Support - Wheels + Charger plate parking bracket for sling bar
- FreeSpan Rail 5m - with Likorall Trolley - 200kg SWL
- Ceiling Hoist - Likorall 242 S R2R - White - 200kg SWL
- Spreader Bar - Like Universal SlingBar 450 with Quick-release Hook - 300kg SWL
- Hand Control - LikoRall S, ES, 2 button (for lifting)
- Battery Charger - Likorall and Multirall (24v/0,6 A)

2 YEARS WARRANTY
Motor & Electronics

10 YEAR WARRANTY
Frame

Code	Description
LIC360730	FreeSpan Lift System - 3M Kit
LIC360740	FreeSpan Lift System - 5M Kit


Casket Lowering System




- Strap lowering aid
- Lever action swing away casket rollers
- Epoxy powder coated steel frame
- Lightweight aluminium surround
- End stopper/guide
- Safety rail
- Heavy duty construction
- Grave surround to prevent cave-ins
- Fabric skirt (optional)



Casket Lowering Device



Grave Surround



Grave Surround Covers



Skirt

Code	Description	SWL
FUN100700	Casket Lowering System - Manual	350kg
FUN100738	Casket Lowering System - Grave Surround Covers - Set	1000kg
FUN100742	Casket Lowering System - Skirt	



Scan to browse our Bariatric products online or visit aidacare.com.au to see our full range of products and services

Bariatric

At Aidacare we've seen an increased need for equipment with a heavier weight-bearing capacity. We've put together this guide to help our customers and their carers understand what is available from Aidacare's XXL Bariatric range. A client is deemed to be Bariatric when they weigh over 125kg and/or require a seat width greater than 50cm. This means they need to be careful when selecting medical equipment to ensure that it is appropriate and safe.

Aidacare's range of XXL Bariatric equipment is engineered to be more robust than our standard range. This increased build-quality results in more durable products that help ensure the safety and independence of our customers. Aidacare's wide range of XXL Bariatric equipment provides our customers with an extensive choice of brands and styles at an affordable price.



Bariatric Products

Malvestio Botero
Bariatric Ward Bed



SWL
400kg

see page 5

Malvestio Botero
Bariatric Static Mattress



SWL
400kg

see page 5

Aspire MAXI Adjustable
Day Chair



SWL
310kg

see page 10

Aspire MAXI Adjustable
Bedside Commode



SWL
310kg

see page 11

Aspire A320 Bariatric Lifter
Aluminium



SWL
320kg

see page 72

Aspire Bariatric Slings



SWL
300kg

see page 74

Liko Viking XL
Patient Lifter



SWL
300kg

see page 78

Liko Bariatric Slings



SWL
500kg

see page 79

Aspire Bariatric
Static Mattress



SWL
300kg

see page 18

Aspire Weight Bearing
Platform Commode 600mm



SWL
400kg

see page 31

Aspire Bariatric
Shower Commode



SWL
350kg

see page 32

Aspire MAXI
Shower Chair



SWL
310kg

see page 36

Liko LikoGuard XL
Fixed Ceiling Hoist



SWL
363kg

see page 91

2 Section
Examination Couch



SWL
250kg

see page 123

Sova Coffin/Body Tray
Trolley Concealment



SWL
500kg

see page 139

Sova Coffin/Body
Tray Trolley



SWL
500kg

see page 140

Aspire MAXI
Shower Stool



SWL
310kg

see page 36

Aspire MAXI
Over Toilet Aid



SWL
310kg

see page 36

Super Heavy Duty
Wheelchair



SWL
318kg

see page 44

Seating Matters
Orlando Bariatric Chair



SWL
254kg

see page 57

Sova Cirrus 500
Ceiling Track Hoist



SWL
500kg

see page 141

Sova Single Bay Rack
3 & 4 Tier Mobile



SWL
500kg

see page 142

Sova Cadaver
Tray Bariatric



SWL
500kg

see page 143

Prism Medical
FreeSpan Gantry



SWL
500kg

see page 144



Aidacare Pty Ltd
3A, 1 Moorebank Avenue, Moorebank NSW 2170

© Aidacare Pty Ltd 2025

No part of this catalogue may be copied, distributed, reproduced, scanned or stored on any electronic database, whether in whole or in part in any form or by any means without Aidacare's prior permission.

Due care has been taken to ensure all the information contained in this catalogue is correct at the time of printing. Subject to Australian Consumer Law, all measurements, pictures, colours and weight capacities are to be used as a guide only. We reserve the right to modify the design or appearance of any product displayed in this catalogue without prior notice.

Modern Slavery Policy

Aidacare is committed to ethical operations and addressing modern slavery risks in compliance with the Modern Slavery Act 2018. The company prioritises human rights, assesses risks in its supply chain, and collaborates with suppliers to uphold ethical standards. Key measures include developing a Supplier Code of Conduct, conducting risk assessments, engaging with suppliers, and providing employee training. Aidacare remains dedicated to continuous improvement in combating modern slavery and ensures regular reviews and updates to its practices.

Australian Packaging Covenant Organisation (APCO)

Aidacare is committed to meeting APCO obligations by minimising packaging's environmental impact. Key initiatives include using recyclable materials, enhancing recycling programs, and educating stakeholders on best practices. Continuous improvement ensures alignment with APCO goals and sustainable operations.



ACA27.04 2025